IPC SHOOTING

International
Paralympic Committee

Shooting Technical Rules & Regulations

April 2013

IPC SHOOTING

TABLE OF CONTENTS

PREAMBLE 3

1 GENERAL 4

1.1 Printing of Rules and Regulations 4

1.2 Effect of ISSF Sport Technical Rules and Regulations 4

2 IPC SHOOTING REGULATIONS 5

2.1 IPC Shooting Recognised Competitions and Levels 5

2.2 Competition Cycle 5

2.3 Competition Management 6

2.4 Athletes Eligibility 7

2.5 Minimum Qualifying Scores 7

3 COMPETITION PROCESSES (prior, during, after) 8

3.1 Prior competition processes 8

3.2 During competition processes 10

3.3 After competition processes 11

4 APPROVAL AND SANCTIONING OF IPC SHOOTING COMPETITIONS 14

4.1 Process for International Approved IPC Shooting Competitions (Level 1) 14

4.2 Process for World Cup sanctioned IPC Shooting Competitions (Level 2) 14

4.3 Process for IPC Shooting Competitions - Regional & World Championships (Level 3) . 14

5 IPC SHOOTING OFFICIALS 15

5.1 General 15

5.2 Duties and functions of Officials 15

5.3 Education, Certification and Development of Officials 17

6 SPECIAL CONDITIONS 18

6.1 Return to Field of Play Decisions 18

6.2 Epilepsy 18

International Paralympic Committee

Adenauerallee 212-214 Tel. +49 228 2097-195 **www.ipc-shooting.org**

53113 Bonn, Germany Fax +49 228 2097-209 **ipcshooting@paralympic.org**

7 IPC SHOOTING GENERAL RULES 19
7.1 Events and Programme for SH1 and SH2 19
7.2 Equipment 20
7.3 Specifications class SH1 27
7.2 Specifications class SH2 28
7.4 Specifications class SH3 30
7.5 Sport Equipment Dimensions 30
7.6 Athlete's target changers for classes SH1 and/or SH2 30
7.7 Athlete's Loading Assistants for class SH2 31
7.8 Coaches' Instruction 31
8 IPC SHOOTING RIFLE RULES 32
8.1 Rifle Events and shooting times 32
9 IPC SHOOTING PISTOL RULES 33
9.1 Pistol Events and shooting times 33
9.2 Loading device (safety) 33
9.3 Shooting position 33
10 RULES FOR SHOOTING FOR VISUALY IMPAIRED ATHLETES 34
11 FALLING TARGETS RULES 35
11.1 Competition Format 35
11.2 Competition Commands 35
11.3 Results 37
12 TEAM COMPETITION 38
12.1 Team Competition Events 38
12.2 Team Size 38
12.3 Team Competition Viability 38

PREAMBLE

These IPC Shooting Rules and Regulations are mandatory for all IPC Shooting recognised competitions. The overall governance and management of all IPC Sports (including IPC Shooting) is subject to the detailed provisions of Chapter 2.7 of the IPC Handbook.

Changes to these Rules and Regulations

Please note that these rules may be changed at any time as a result, for example, of changes in the ISSF rules, or classification related matters or where IPC Shooting otherwise considers it necessary to do so.

Changes may therefore be effective before 2016 and proper notice of any changes will be given.

1 GENERAL

1.1 Printing of Rules and Regulations

All rules of IPC Shooting are the copyright property of the IPC and have been published for the benefit of NPCs, athletes, officials and others who are engaged in an official capacity with IPC Shooting. These rules and regulations may be reprinted or translated by any organisation with a legitimate need to do so, subject to IPC's continuing ability to assert its copyright in the rules and regulations, including the right to insist on an assignment to the IPC of the copyright in any translated version of these rules and regulations. The English version of these rules and regulations shall be accepted as the authoritative version for the purpose of interpretation.

1.2 Effect of ISSF Sport Technical Rules and Regulations

The latest* ISSF Sport technical rules shall be in force except where they are modified by the IPC Shooting rules and regulations. The latest ISSF rules are reinforced and not inserted or restated here and the rules and regulations of IPC Shooting are to be read in conjunction with the latest ISSF rules.

** latest version means latest printing edition including the interpretation of the ISSF rules*

2 IPC SHOOTING REGULATIONS

2.1 IPC Shooting Recognised Competitions and Levels

2.1.1 IPC Shooting Recognised competition levels are as follows:

- **Level 3:** IPC Competitions (Paralympic Games, IPC Shooting World and Regional Championships)
- **Level 2:** IPC Sanctioned Competitions (World Cups)
- **Level 1:** IPC Shooting Approved Competitions (International shooting competitions endorsed by an NPC)

2.1.2 The Designation of Competitions is available in Appendix 1.

2.2 Competition Cycle

2.2.1 A 4-year-cycle for Championships will be adopted as follows:

- **Year 1:** Regional Championships (except if included in Regional Games)
- **Year 2:** World Championships
- **Year 3:** Regional Championships (except if included in Regional Games)
- **Year 4:** Paralympic Games

2.3 Competition Management

2.3.1 IPC Shooting alone shall have the right to manage World Championships and sanctioned competitions. The words World and IPC Shooting may not be used in connection with any shooting event without the consent of IPC Shooting.

2.3.2 IPC Shooting is empowered to formulate all rules and regulations for the conduct of such competitions.

2.3.3 IPC Shooting shall have jurisdiction over all matters not assigned by the rules to the judges, or other officials, and shall have power to postpone events* and give directions consistent with rules adopted for conducting any event.
* Event means: P1 til P5, R1 til R9 and FTP, FTR1 and FTR2

2.3.4 For IPC Competitions the entry criteria (number of athletes/NPCs, MQS, list of events, etc.) shall be defined in the Qualification Documentation (Appendix 2).

2.3.5 In IPC Shooting Level 2 and Level 3 competitions an individual event is only viable if there are a minimum of four (4) participating countries in the start list by the final entries deadline. In IPC Shooting Level 1 competitions individual events are only viable if there are a minimum of three (3) participating countries per event. Countries need to be on the start list by the final entries deadline. IPC Shooting reserves the right to cancel any events which are not viable and inform the LOC in a timely manner.

2.3.6 Those regions which cannot organise a Regional Championships due to an insufficient number of NPCs are allowed to attend another Regional Championships, as invited by IPC Shooting.

2.3.7 The competitions are split into 3 different programmes (See 4.1.1 and 4.2.2).

2.3.8 For World Championships, Regional Championships and World Cups IPC Shooting will agree with the Local Organising Committee (LOC) the number of entries per event based on the number of available firing points and time schedule.

2.4 Athletes Eligibility

2.4.1 All competitors must adhere to the IPC Nationality Policy (see IPC Handbook– Section 2 - Chapter 3.1 - IPC Athlete Nationality).

2.4.2 At least 4 weeks before any IPC Shooting recognised competition; all competing athletes must have a valid IPC Shooting ID Card and be licensed by the IPC in accordance with the IPC Athlete Licensing Policies.

2.4.3 At IPC (Level 3) Competitions all athletes shall have international classification status of 'Confirmed' or 'Review' in accordance with the classification procedures and requirements laid down in the IPC Shooting Classification Manual.

2.5 Minimum Qualifying Scores

2.5.1 The Minimum Qualifying Scores will be defined by IPC Shooting for IPC competitions and published in the Qualification Documentation.

2.5.2 All athletes are required to reach the Minimum Qualifying Score (MQS) set to be eligible to compete in IPC (Level 3) Competitions.

2.5.3 There are no required Minimum Qualifying Scores (MQS) for competing in IPC Shooting Level 1 or 2 Competitions.

2.5.4 Minimum Qualifying Scores (MQS) will be verified by IPC Shooting.

3 COMPETITION PROCESSES (prior, during, after)

3.1 Prior competition processes

3.1.1 Entry Procedures

3.1.1.1 All NPCs must declare their entries within the given deadline. No late entries are to be accepted.

3.1.1.2 Replacement entries may be accepted in the same event only due to injury or medical reason. The NPC must submit support documents to IPC Shooting office for approval. The LOC must also approve if such late changes can be accommodated (e.g. firearms import arrangements).

3.1.2 Equipment Control

3.1.2.1 Before the start of every competition, every athlete will have their equipment checked by the International Equipment Control panel and have their Equipment Control Sheet filled in. Random equipment checks will be done during or directly after a competition.

3.1.2.2 Athletes must use only equipment and apparel that complies with the ISSF and IPC Shooting Rules. Anything (guns, devices, equipment, accessories, etc.) which may give an athlete an unfair advantage over others and which is not mentioned in these Rules, or which is contrary to the spirit of the ISSF and IPC Shooting Rules and Regulations, is prohibited. The athlete is responsible for submitting all equipment and apparel for official inspection and approval to an ISSF/IPC Shooting–supervised Equipment Control prior to its use in IPC Shooting competitions. Team leaders are equally responsible for ensuring that athletes' equipment and apparel comply with the ISSF and IPC Shooting Rules and Regulations.

3.1.3 One-time-only Equipment Control

3.1.3.1 All equipment and apparel may be inspected on a one-time only basis at an IPC Shooting competition if the athlete chooses (and this service is available at that competition). Equipment Control certification must be retained with the inspected equipment for presentation when required. Any inspected equipment or apparel that is changed or adapted must be re-inspected.

3.1.3.2 If an athlete's equipment has not been passed by a "One-time-only" Equipment Control then the equipment is valid only for that competition.

3.1.4 International Classification

3.1.4.1 International Classification will be executed prior to the start of the competition.

3.1.4.2 The Chief Classifier of the competition will draft a list and timetable for athletes to present themselves for classification.

3.1.4.3 The classification process should have been completed at least 2 hours before the start of the Technical Meeting.

3.1.5 Technical Meeting

3.1.5.1 Before the start of the competition there must be a Technical Meeting with representatives of the participating countries and the Organising Committee, supervised by the IPC Shooting Technical Delegate or Chief Judge.

3.1.5.2 The Technical Meeting should be completed 12 hours prior to the start of the first event in the competition.

3.1.6 Start Number

3.1.6.1 The athlete start numbers are printed on the Bibs, which are produced and distributed by the LOC.

3.1.6.2 In case that the Bib is issued to an athlete but not worn, the athlete may not commence/continue to shoot in the event.

3.1.6.3 A start number must be assigned to each athlete and appear on all competition lists and timetables.

3.1.6.4 The Bib size and design must be as shown in Appendix 3.

3.2 During competition processes

3.2.1 Technical Protests and Appeals

3.2.1.1 Violation of the technical rules will be handled as per ISSF and IPC Shooting rules.

3.2.1.2 All protests, including appeals, regarding technical matters must be handled as per ISSF rules.

3.2.1.3 The protest fee must be delivered to the Technical Delegate or Chief Judge. If the protest is upheld, the protest fee must be returned.

3.2.1.4 If the protest is denied the protest fee will be retained by the IPC Shooting.

3.2.1.5 The appropriate fee (as per ISSF rules) must accompany appeals.

3.2.1.6 The decision of the Jury of Appeal is final.

3.2.2 Disqualification

3.2.2.1 An athlete, team official, team member or any other individual who:

- Contravenes the spirit of fair-play or offends manifestly members of any committee, officials or judges in the course of his/her official duties, or;
- Behaves himself/herself in a manner which discredits IPC Shooting, the IPC, any International Federation or the Organisers of a competition;

May be penalised, according to ISSF and IPC rules.

3.2.2.2 Situations that are not covered by the rulebook will be examined under a "case by case" basis by the IPC Shooting TD in the first instance. Based on the examined case the outcome will be reported to the IPC Shooting office and actions will be taken. In situations when there is no TD available during the competition, both the Chief Classifier and the Chief Judge will fulfil the task of the TD in consultation with IPC and LOC where possible.

3.3 After competition processes

3.3.1 Results

3.3.1.1 Scoring procedures for all IPC Shooting events are followed as described in the ISSF rulebook.

3.3.1.2 Organisers need to use the electronic result sheets (Excel format) supplied by IPC Shooting.

3.3.1.3 The result book must be submitted within 14 days of the end of competition (signed-off results and an electronic version in Excel format). The results list must include the IPC Shooting ID numbers of the athletes.

3.3.2 Rankings

3.3.2.1 IPC Shooting shall maintain world and regional rankings based on the final results list submitted by the LOCs from IPC Shooting recognised competitions.

3.3.2.2 A ranking system will determine the best performing athlete per event per season based on a point system.

3.3.2.3 Only athletes that are licensed, have a sport class status Review or Confirmed and reach the rankings cut-off standard for the relevant event, will have their results recognised for ranking purposes.

3.3.2.4 Ranking points will be attributed depending on the level of competition and according to the following table. The scores that will be considered are from Level 3 plus the best one (ranking position for the athlete) from Level 1 and Level 2.

RANK	RANKING POINTS DISTRIBUTED		
	LEVEL 3 Paralympic Games, World and Regional Championships	LEVEL 2 World Cup Competitions	LEVEL 1 International Approved Competitions
1	50	30	15
2	45	25	13
3	41	22	11
4	37	19	9
5	34	17	7
6	31	15	5
7	28	13	4
8	25	11	3
9	21	9	2
10	18	7	1
11	15	6	-
12	12	5	-
13	10	4	-
14	8	3	-
15	6	2	-

3.3.2.5 Competitions of all levels are automatically placed in the ranking system.

3.3.3 World and Regional Records

3.3.3.1 IPC Shooting will ratify World or Regional records which fulfil the below criteria:

- score is obtained either at a Paralympic Games, World or Regional Championships or at World Cup sanctioned IPC Shooting competitions;
- is shot in accordance with ISSF and IPC Shooting rules;
- all records are subject to doping control rules.

3.3.3.2 For sanctioning and record acknowledgement purposes, the Organising Committee of a competition must comply with the following conditions:

- all results and records achieved shall be forwarded to the IPC Shooting office, for registration and maintenance of the records-book, within 14 days after the competition.
- The form "Application for an IPC Shooting Record" must be submitted in time to the IPC Shooting office (see the 'Downloads and Forms' section of the IPC Shooting website).

4 APPROVAL AND SANCTIONING OF IPC SHOOTING COMPETITIONS

4.1 Process for International Approved IPC Shooting Competitions (Level 1)

4.1.1 The programme of events for International Approved IPC Shooting Competitions can be as follows:

Programme 1: All Events	R1-R8-(R9) /P1-(P5) / (FT)
Programme 2: Air Events	R1-R5 / P1-P2-(P5) / (FT)
Programme 3: Firearm Events	R6–R8-(R9) / P3-P4

4.1.2 For detailed process and minimum requirements refer to Appendix 4.

4.2 Process for World Cup sanctioned IPC Shooting Competitions (Level 2)

4.2.1 The programme of events for World Cups can be as follows:

Programme 1: All Events	R1-R8-(R9) /P1-(P5) / (FT)
Programme 2: Air Events	R1-R5 / P1-P2-(P5) / (FT)
Programme 3: Firearm Events	R6–R8-(R9) / P3-P4

The events in the parenthesis – brackets "( )" - are optional.

4.2.2 For detailed process and minimum requirements refer to Appendix 5.

4.3 Process for IPC Shooting Competitions – Regional and World Championships (Level 3)

4.3.1 All IPC Shooting (Level 3) competitions must follow a full programme of events:

Programme 1: All Events	R1-R8-(R9) /P1-(P5) / (FT)

The events in the parenthesis – brackets "( )" - are optional.

4.3.2 For detailed process and minimum requirements refer to the IPC Shooting Regional and World Championship Fact Sheets in the 'Downloads and Forms' section of the IPC Shooting website.

5 IPC SHOOTING OFFICIALS

5.1 General

5.1.1 For all IPC Shooting recognised competitions the ISSF requirements in relation to Chief Range Officer and Range Officers apply.

5.1.2 For the requirements of Education, training, certification and professional development of IPC Shooting Officials see the IPC Shooting Judge's Manual (see the 'Officials' section of the IPC Shooting website).

5.1.3 At IPC recognised competitions, IPC Shooting shall appoint the Technical Delegate, and shall appoint or approve an appropriate minimum number of IPC Shooting officials (with an A or B Licence) to run the competition.

5.1.4 The number of officials required will be calculated and verified by IPC Shooting on a case-by-case basis. However recommended guidelines are available in the Judges' Manual.

5.1.5 For IPC competitions and sanctioned competitions a Local Organizing Committee (LOC) shall be appointed by the NPC to manage the competition. The LOC, in conjunction with IPC Shooting, shall be responsible for the entire management of the competition, including the arrangement of the programme of events, arrangement for the classification of athletes, all technical equipment and installation prior to and during competition. The structure of the LOC must be approved by IPC Shooting.

5.2 Duties and functions of Officials

5.2.1 Technical Delegate (TD)

5.2.1.1 The function of Technical Delegate can be fulfilled only by a Supervising Judge (IPC Shooting 'A' Licence holder).

5.2.1.2 The Technical Delegate shall be responsible to conduct site visits during the preparation period of the competition, check the Field of Play (FOP) and ensure that the competition will run smoothly and according to the rules and regulations (and as according to the ISSF Technical Delegate Checklist).

5.2.1.3 The Technical Delegate is responsible for checking and controlling all the competition information (e.g. competition schedule, final entries list, athletes' sport class and sport class status) after the completion of the international classification procedure (in cooperation with the Chief Classifier).

5.2.1.4 The final entries sent by IPC Shooting office must be fully respected and if any anomaly is observed by the TD during his/her review he/she must communicate this to IPC SH office immediately and take further actions in accordance with the rules if necessary.

5.2.1.5 During the competition the Technical Delegate shall be responsible for the Field of Play (FOP) and should ensure that the competition is run smoothly and according to the rules and regulations.

5.2.1.6 The Technical Delegate is ultimately responsible for all technical matters of the competition.

5.2.1.7 The Technical Delegate is ultimately responsible for all IPC Shooting officials during the competition.

5.2.1.8 The random allocation of athletes to firing points and relays may be done either by the drawing of the lots or with a computer programme suited to this purpose, under the supervision of the Technical Delegate.

5.2.2 Judges

5.2.2.1 The duties and functions of the IPC Shooting Judges are as described in the IPC Shooting Judges' Manual.

5.2.3 Classification Panels

5.2.3.1 The duties and functions of the IPC Shooting Chief Classifier and Classifiers are as described in the IPC Shooting Classification Rules and Regulations.

5.3 Education, Certification and Development of Officials

5.3.1 General

5.3.1.1 IPC Shooting has developed specific pathways for the education and certification of the Technical Officials.

5.3.1.2 Only IPC Shooting can certify IPC Shooting Technical Officials at the various levels.

5.3.2 IPC Shooting Technical Officials Levels

5.3.2.1 The minimum qualification in order to train to become an IPC Shooting Technical Official is to hold a valid ISSF Judges “B” License. For further guidance, see IPC Judges Manual.

6 SPECIAL CONDITIONS

6.1 Return to Field of Play Decisions

6.1.1 As per ISSF Rules 6.2.1 and 6.2.2, the overriding priority at all times should be to safeguard the health and safety of athletes. The outcome of the competition should never influence such decisions.

6.1.2 At sports venues, it is the responsibility of the team management to determine whether an injured athlete may continue in or return to the competition.

6.2 Epilepsy

6.2.1 It is imperative from a safety perspective that epilepsy is stable and well controlled by medication. Therefore it is the duty of all athletes and NPCs to declare if athletes have ever suffered any form of epileptic fit/seizure or epilepsy related episode. This will be done by all athletes on the Athlete Epilepsy Declaration Form accompanying each NPC competition Entry Form.

6.2.2 The form must certify, if the athlete has epilepsy, that the epilepsy is stable and identify what type of epilepsy the athlete suffers from.

7 IPC SHOOTING GENERAL RULES

7.1 Events and Programme for SH1 and SH2

7.1.1 IPC Shooting will select events for each competition from the following list of events:

Event	Discipline	Gender	Class
R1	10m Air rifle standing	Men	SH1
R2	10m Air rifle standing	Women	SH1
R3	10m Air rifle prone	Mixed	SH1
R4	10m Air rifle standing	Mixed	SH2
R5	10m Air rifle prone	Mixed	SH2
R6	50m Rifle prone	Mixed	SH1
R7	50m Rifle 3 positions	Men	SH1
R8	50m Rifle 3 positions	Women	SH1
R9	50m Rifle prone	Mixed	SH2
FTR1	Falling Targets Rifle	Mixed	SH1
FTR2	Falling Targets Rifle	Mixed	SH2
P1	10m Air pistol	Men	SH1
P2	10m Air pistol	Women	SH1
P3	25m Pistol	Mixed	SH1
P4	50m Pistol	Mixed	SH1
P5	10m Air Pistol Standard	Mixed	SH1
FTP	Falling Targets Pistol	Mixed	SH1

7.1.2 The list of events for a competition may change until the final entry verification is closed.

7.1.3 The programme of events shall not be modified.

7.1.4 Only IPC Shooting is authorised to grant exceptions on the programme.

7.2 Equipment

7.2.1 The equipment used must be inspected and passed before the start of the competition as per the ISSF and IPC Shooting rules. A checklist as described in Appendix 7 shall be used as a record of the checking process.

7.2.2 Shooting Chairs

7.2.2.1 For definition purposes, wheelchairs, stools, chairs and seats will be referred to as 'shooting chairs'.

7.2.2.2 The measurement is done with shooting equipment, shoes, gear and measured in sitting position.

7.2.2.3 All shooting chairs will be checked with the athlete in the shooting position during equipment control and will be subject to spot checks on the shooting line before, during or immediately after the competition. Athletes must not add any material or modify the structure of their chairs to gain stability of the pelvis or the spine and thus gain unfair advantage against their fellow competitors. Under special circumstances the functional classification panel may allow a special backrest to overcome a specific physiological condition of the spine (special circumstances must be written on the ID card).

7.2.2.4 In all standing events, the arms and sideboards of the shooting chair and the shooting table must be removed. If the construction of the wheelchair includes a non-removable wheel guard, the height of this wheel guard may not exceed the height of the curve of the wheel. In in the prone and kneeling events, the arm(s) of the shooting chair which are not used to attach the table/board must be removed. Handles and side posts may not exceed height of backrest.

7.2.2.5 The guidelines for armrests, sideboards and table per discipline are summarised below.

Position	Armrests	Sideboards	Table
Standing	None (see 7.2.2.4).	None, unless sideboards are non-removable. See rule 7.2.2.4.	None (see 7.2.2.4).
Kneeling	Yes, if the armrests are used to attach the table or are non-removable. See rule 7.2.2.4. If arm rests are used, they must not provide additional trunk support or stability (see 7.3.1.6).	None, unless sideboards are non-removable. See rule 7.2.2.4.	Yes. However the table frame must not provide additional support or stability in any way (see 7.3.1.6).
Prone	Yes, if the armrests are used to attach the table or are non-removable. See rule 7.2.2.4. If arm rests are used, they must not provide additional trunk support or stability (see 7.3.1.6).	None, unless sideboards are non-removable. See rule 7.2.2.4.	Yes. However the table frame must not provide additional support or stability to the sides of the trunk (see 7.3.1.6).

7.2.2.6 The sitting angle and backrest angle is free.

7.2.2.7 No part of the backrest may be higher than the minimum Free Sitting Height that is determined during Classification (see points 7.2.2.10 & 11 below and IPC Shooting Classification Rules and Regulations, Appendix 1).

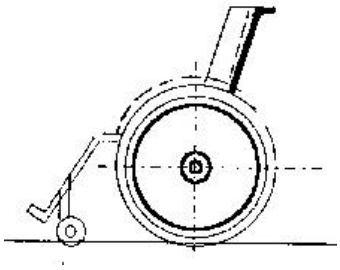

7.2.2.8 The Technical Officials shall measure the Free Sitting Height of each Athlete and ensure that it is not shorter than the minimum Free Sitting Height indicated on the Athlete's classification form and ID Card.

7.2.2.9 For athletes with a trunk function Score A, a back-support of any height may be fitted to the shooting chair in such a way that competitors may take a rest against it between shots. However there must be clearly no contact between athlete and back-support when firing.

7.2.2.10 For athletes with a trunk function Score B, a minimum of 60% of the total back length of the athlete needs to be above the backrest. The measurement will be taken in Classification without the athlete wearing shooting equipment (the length of the spine is measured in vertical position from the surface on which the shooter is sitting, along the contour of the spine to the middle of vertebra C7 - vertebra prominence). The measurement will be recorded on the Athlete's classification form and ID Card as the minimum Free Sitting Height .

7.2.2.11 For athletes with a trunk function Score C, a back-support must be no higher than 10 cm under the armpits. The measurement will be taken in Classification without the athlete wearing shooting equipment (the length is measured from the middle of vertebra C7 - vertebra prominence - until 10 cm under the armpits – axilla - at the rifle supporting side for rifle shooters and the side of the shooting arm for pistol shooters). The measurement will be recorded on the Athlete's classification form and ID Card as the minimum Free Sitting Height .

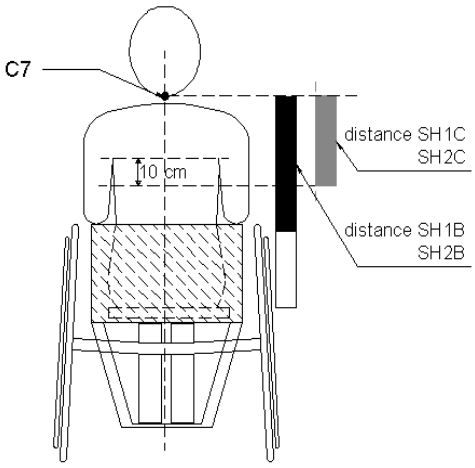

7.2.2.12 The maximum slack (stretch) of the fabric of the backrest, that is the distance from the front of the vertical side posts of the backrest to the deepest part of the backrest, shall not exceed 8 cm. This is to be measured with the athlete in the chair in the shooting position. (see picture below)

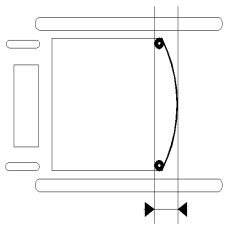

Slack < 8cm

7.2.2.13 Sitting athletes in class SH1 with a trunk function Score A who are not shooting from a wheelchair must use a shooting chair suited to his/her height.

- The sitting angle is unlimited.
- The angle of the surface of the seat of the shooting chair is allowed up to 5 degrees from horizontal.
- The chair may be upholstered with material compressible up to a maximum of 5 cm.
- The athlete must be able to remove their feet off the floor, without losing balance and without moving the upper body.

7.2.2.14 Athletes and their equipment must be within the designated size of their firing point.

7.2.2.15 The centreline of the barrel in the case of sitting competitors must not exceed more than 150 cm, measured from the ground or floor. Medical Classification can decide to allow different heights, due to certain circumstances.

7.2.2.16 The minimum length of back above the backrest will be marked on the shooting jacket (as a reference only) in the centre of the back and the mark must be visible at all times.

7.2.2.17 Athletes with a trunk function score A may choose to stand. If so they must stand free of any artificial support with the exception of medically certified normal prosthesis/orthosis.

7.2.2.18 A shooting chair will be supplied by the competitor.

7.2.2.19 Strapping to wheelchairs: it is permitted to have 1 below knee strap to the chair and the legs may be strapped together once above the knees but not to the chair. It is not allowed to hold or touch straps to gain stability. In the case of double above-knee amputees a strap across the stumps and strapped to the chair is permitted. Straps must not exceed 5 cm in width.

7.2.2.20 All parts of the athlete's equipment or body, which make contact with the floor or ground, must be behind the firing line, with the exception of rifle resting stands, which will be permitted in accordance to the ISSF rules.

7.2.3 Shooting Tables

7.2.3.1 Shooting tables for sitting classes may be attached to the shooting chair or may be free standing. A small upstanding edge to prevent small items from falling may be fitted but in no way shall it be used for additional stability or support of the athlete. A table that consists of two or more small individual tables joined or placed together in such a way as to provide one stable platform (which is not larger in size than other tables) is permitted under these rules.

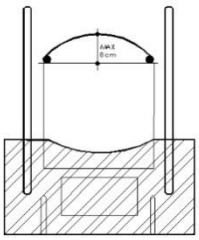

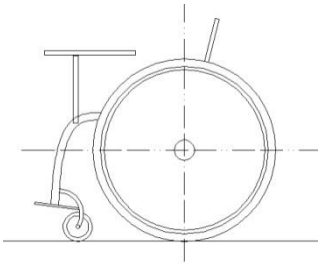

7.2.3.2 The shooting table must be horizontal or at the same angle as the floor, measured at the centre of the table. A variation of +/-5 degrees is allowed.

7.2.3.3 In rifle shooting the table or board may be upholstered with compressible material of a maximum thickness of 2 cm. Other material on the table must be of uniform thickness for both elbows. It is not permitted to make a hollow in the table or board or in the upholstered material.

7.2.3.4 A compensating block may be used if required, as specified in the IPC Shooting Classification Rules and Regulations.

7.2.3.5 The maximum surface for support of the elbow in kneeling position is 10 cm in diameter.

7.2.3.6 If a large table is used in the kneeling position, a removable board with a diameter of 10 cm and a thickness of at least 20 mm must be attached to this table fixed at the full board (see picture below).

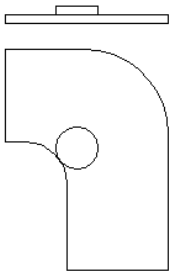

7.2.3.7 The table, if fitted, must not be used to gain support or stability for the body in any way, except for prone position (not allowed to gain stability on the left or right side of the chair with the abdomen). A separate board or table may be allowed for the shooting stand.

7.2.4 Shooting Jackets

7.2.4.1 The maximum length of the shooting jacket may not be longer than down to the lap in front and down to the top of the cushion in back, in case of sitting competitors. The length of the jacket will be measured in standing shooting position.

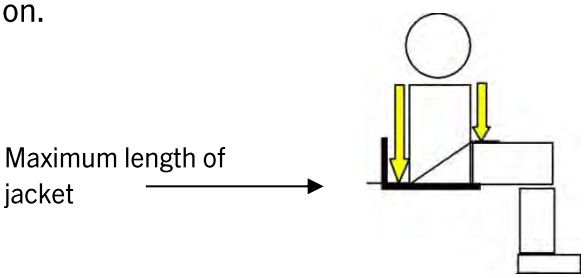

7.2.4.2 For athletes with trunk function score A an ordinary jacket as prescribed by ISSF is allowed in case they shoot from a high stool or free standing. No competitors are allowed to sit on their shooting jackets during competition. When shooting from a wheelchair, rule 7.2.4.1 applies.

7.2.4.3 The same shooting jacket may be used in all shooting positions. Only one shooting jacket may be approved by equipment control for each athlete for all rifle events in one competition. An exception to the rule is made for SH1/SH2 athletes in the following cases:

- shooting the prone position lying on the floor or table
- shooting the kneeling position from a standard shooting chair
- in air rifle prone events competitors may not lay down, but must use a table and a shooting chair. If the athlete has to use a table he or she must also use a shooting chair.
- shooting Air Rifle prone from a standard shooting chair.

In these cases it is allowed to use an ISSF regulated jacket in this position only.

7.2.5 Shooting Trousers

7.2.5.1 Shooting trousers are prohibited for sitting competitors.

7.2.5.2 For athletes in Sport Class SH1 and trunk function score A shooting trousers as prescribed by ISSF are allowed in case they shoot from a high stool or free standing.

7.2.5.3 For definition of the shooting trousers, refer to ISSF rules.

7.2.5.4 For competitors not wearing shooting trousers, we follow the ISSF dress code.

7.2.6 Orthopaedic footwear

7.2.6.1 Orthopaedic footwear may be permitted, and will be individually described in on the athlete's Classification Card. Orthopaedic footwear will not be tested for flexibility during equipment control.

7.2.7 Trigger adaptions

7.2.7.1 Trigger adaptions are permitted, only if specified on the athlete's Classification Card.

7.2.7.2 Trigger adaptions are all triggers or trigger amendments that are outside of the dimensions of the trigger guard.

7.3 Specifications class SH1

7.3.1.1 All competitors in class SH1 will compete in the same class; the subclasses 'A', 'B' and 'C' are related to trunk function as measured in Classification and relate only to the backrest height the athlete is permitted to use.

7.3.1.2 Athlete in SH1 with trunk function score A may choose to stand, but if so they must stand free of any artificial support with the exception of medically certified normal prosthesis/orthosis.

7.3.1.3 If an athlete chooses to stand, all shooting positions will be shot as described in the ISSF rules with the following exceptions:

- In 50m rifle prone position a shooting chair is allowed.
- In the kneeling position of the three position events a stool of 350 mm. maximum height can be used if marked on the classification card (note that the stool is to support the leg and not to sit on it). If a shooting chair and table is used, the competitor must comply with all rules regarding the use of shooting chairs and tables in kneeling positions.
- In air rifle prone events competitors may not lay down, but must use a table. If the athlete has to use a table he/she must also use a shooting chair.

7.3.1.4 In the case of arm-amputee athletes, it is allowed to hold the rifle with a normal prosthesis, as long as the prosthesis does not grip the rifle and does not have a fixed elbow. In this case the athlete will shoot as SH1 Class, with no loader.

7.3.1.5 In the standing position from a shooting chair the rifle must be held with the arms only, without support (as per ISSF). No part of the arms may come in contact with any part of the shooting chair. Not any part of the elbows is to make contact with the lap, wheel or gain support other than from the ribcage, hip or abdomen.

7.3.1.6 In the kneeling position from a shooting chair or stool, or standing at a table, only one elbow must rest on the table or board and the body must be well clear of the board. No support may be gained from the board/table frame/arm rests.

7.3.1.7 In the kneeling position from a chair or stool, the supporting forearm must form an angle of not less than 30 degrees from the horizontal. Only the point of the elbow may be supported on the 10 cm block.

7.3.1.8 In prone shooting, both elbows (not upper arms) must rest on the table or board. The forearm in this position must not form an angle of less than 30 degrees from the horizontal, measured from the axis of the forearm. The chest and/or abdomen may rest on the board or table.

7.3.1.9 In all standing events, the arms and sideboards of the shooting chair and the shooting table must be removed.

7.3.1.10 If the construction of the wheelchair requires a sideboard, the height of this may not exceed the height of the top of the wheel.

7.3.1.11 In kneeling events, the arm(s) of the shooting chair, which are not used to attach the table/board to, must be removed. In prone and kneeling positions the arms of the shooting chair are a part of the shooting table.

7.2 Specifications class SH2

7.3.1.12 All competitors in class SH2 will compete in the same class; the subclasses 'A', 'B' and 'C' are related to trunk function as measured in Classification and relate only to the backrest height the athlete is permitted to use.

7.3.1.13 In rifle events, all competitors in Class SH2 use an approved support stand (see Appendix 7) to support the weight of the rifle. The subclasses 'a' and 'b' are related to a combination of balance, disability and arm/finger strength and function as measured in Classification and relate only to the spring flexibility the athlete is permitted to use in the rifle support stand.

7.3.1.14 No other support or mechanical devices may be used as a support for the rifle. The shooting stand may be fixed to the table or on a tripod.

7.3.1.15 The support stand, this is the top part (80 mm pin and rifle holder - total weight less than 200 gr), spring must be an official IPC Shooting approved model. The measurement will be done according to Appendix 7.

7.3.1.16 <u>Test bar for spring flexibility</u>

Weight and tolerances for testing the flexibility of the springs are:

Bar 1) 250 Gram +2 - 0 (used for zeroing)

Bar 2) 720 Gram +0 – 2 (used to test the flexibility)

7.3.1.17 It is allowed to shorten the bottom part of the support stand. The remaining length needs to be at least 40 mm, so that it will be possible to check the flexibility of the support stand during equipment control.

7.3.1.18 The combination of balance, disability and arm/finger strength and function as measured in Classification will determine which subclass the athlete is allocated; 'a' or 'b'. This subclass determines which spring the athlete shall use and will be assessed at the classification (see table below).

Spring Characteristics	Subclass
WEAK SPRING (white plastic part) = flexibility minimum 35mm	a
STRONG SPRING (black plastic part) = flexibility minimum 25mm	b

7.3.1.19 The rifle may not contact both sides of the yoke at the same time.

7.3.1.20 The yoke (rifle holder) must be at least 1 cm wider than the width of the rifle stock.

7.3.1.21 The pin and the spring of the shooting stand must be in vertical position, front to back.

7.3.1.22 It is allowed to add material inside the yoke as long as it is comparable to the surface of a shooting glove and it doesn't interfere with the measurements of the yoke.

7.3.1.23 Competitors in class SH2 with trunk function score A may choose to stand, but if so they must stand free of any artificial support with the exception of medically certified normal prosthesis/orthosis.

7.3.1.24 In case of arm-amputee athletes it is not allowed to hold (touch) the rifle with the prosthesis in standing position.

7.3.1.25 In prone position it is allowed to hold the rifle with a normal prosthesis that does not grip the rifle or have a fixed elbow. In these cases the athlete shoots as SH2 and may have a loader.

7.3.1.26 No device or substance may be attached to the rifle or the shooting stand in order to hold the rifle in a fixed position in, or against the shooting stand. The hands must not interfere with the operation of the spring when firing a shot. They must not be placed in front of the spring.

7.3.1.27 In all SH2 shooting positions the use of a sling is prohibited.

7.3.1.28 An SH2 athlete is allowed to add material that gives increased grip for the hands on the rifle, and on the butt plate to increase the grip on the jacket. The rifle needs to remain within the specified dimensions.

7.3.1.29 The point of balance of the rifle must be marked at equipment check. The rifle must be placed +/- 5 cm of its point of balance on the rifle support stand and the total 10 cm range must be marked. The complete yoke must be within the 10 cm range.

7.3.1.30 In case of gas or compressed air rifles, the point of balance will be measured with full containers.

7.3.1.31 In the standing position all athletes must clearly and visibly de-shoulder the rifle in between shots.

7.4 Specifications class SH3

This section is to be completed at a later stage if and when a classification system is compliant with the Classification Code and agreed by IPC.

7.5 Sport Equipment Dimensions

The plans and exact dimensions of the Sport equipment are available in Appendix 7.

7.6 Athlete's target changers for classes SH1 and/or SH2

7.6.1 Target changers may be allowed for all athletes if required depending on the environment of the shooting range (e.g. paper targets) and is the decision of the Chief Judge and Chief Range Officer.

7.6.2 The target-changer must not speak or give signals during the match. He/she may only change targets.

7.6.3 The target-changer must be at least 1 m behind the competitor between shots. Exceptions can be made at the discretion of the Jury.

7.6.4 The target-changer must be dressed according to the ISSF rules (dress code).

7.7 Athlete's Loading Assistants for class SH2

7.7.1 Loading assistants are allowed only as described in the IPC Shooting Classification Rules and refers only to SH2 athletes competing in SH2 events.

7.7.2 The decision to be allowed a loading-assistant can only be made by the classification panel and will be marked on the classification form and the IPC Shooting ID card.

7.7.3 The loading-assistant must not speak or give signals during the match. He/she may only load the rifle and/or adjust the sights at the request of the athlete.

7.7.4 The loading-assistant must be at least 1m behind the competitor between shots. Exceptions can be made at the discretion of the Jury.

7.7.5 The loading-assistant must be dressed according to the ISSF rules (dress code).

7.8 Coaches' Instruction

Coaches are permitted to approach the line on request of the athlete if permitted by the range official.

8 IPC SHOOTING RIFLE RULES

8.1 Rifle Events and shooting times

8.1.1 All shooting times are according to ISSF and IPC rules.

8.1.2 IPC Shooting recognised competitions can comprise out of the following rifle events:

Event	Discipline	Gender	Class	Shots	Time - Electronic Targets	Time – Target carriers and pit-operated competitions
R1	10m Air rifle standing	Men	SH1	60	1:15	1:15
R2	10m Air rifle standing	Women	SH1	40	0:50	0:50
R3	10m Air rifle prone	Mixed	SH1	60	0:50	1:00
R4	10m Air rifle standing	Mixed	SH2	60	1:15	1:15
R5	10m Air rifle prone	Mixed	SH2	60	1:00	1:10
R6	50m Rifle prone	Mixed	SH1	60	0:50	1:00
R7	50m Rifle 3 positions	Men	SH1	40 kneeling 40 prone 40 standing	2:45	3:00
R8	50m Rifle 3 positions	Women	SH1	20 kneeling 20 prone 20 standing	1:45	2:00
R9	50m Rifle prone	Mixed	SH2	60	1:00	1:10

8.1.3 It is recommended that in R4, R5, R7 and R8, at least every third firing point is left empty to ensure position changes can be conducted without disturbing other athletes during the round.

9 IPC SHOOTING PISTOL RULES

9.1 Pistol Events and shooting times

9.1.1 All shooting times are according to ISSF and IPC rules.

9.1.2 IPC Shooting recognised competitions can comprise out of the following pistol events:

Event	Discipline	Gender	Class	Shots	Time - Electronic Targets	Time – Target carriers and pit-operated competitions
P1	10m Air pistol	Men	SH1	60	1:15	1:30
P2	10m Air pistol	Women	SH1	40	0:50	1:00
P3	25m Pistol	Mixed	SH1	60	-	-
P4	50m Pistol	Mixed	SH1	60	1:30	1:45
P5	10m Air Pistol Standard	Mixed	SH1	40-	-	-

9.1.3 The event P5 is shot according to the ISSF rules on one stationary air pistol target. No final is shot in this event.

9.1.4 P3 event is to be shot with Rim fire pistol according to ISSF rules.

9.1.5 P5 event is to be shot with 10m Air pistol standard according to ISSF rules.

9.2 Loading device (safety)

9.2.1 In general terms loading safety must follow the ISSF rules.

9.2.2 A device to hold the pistol to enable it to be loaded or unloaded safely must be used at all times on the range if specified on the athlete's Classification Card.

9.2.3 The loading device will be checked at equipment control by an IPC Shooting Judge to ensure safe handling.

9.3 Shooting position

In pistol shooting, the non-shooting arm/hand must not be on the shooting chair or in a position to give unfair advantage over others (see ISSF rule 6.7.2).

10 RULES FOR SHOOTING FOR VISUALY IMPAIRED ATHLETES

This section is to be completed at a later stage if and when a classification system is compliant with the Classification Code and agreed by IPC.

11 FALLING TARGETS RULES

11.1 Competition Format

11.1.1 The competition is run as a pool competition. Each pool consists out of maximum 4 athletes that will compete against each other. The 2 best results go to the following round.

11.1.2 The composition of the different pools is based upon the ranking lists in the events R1, R2, R4 and P1 and P2 of the latest published version of IPC Shooting rankings month prior to the competition. The first ranked athlete will start in pool 1; the second ranked athlete in the last pool. The third athlete starts in pool 2. All the other start places are assigned according the same system. Refer to Appendix 8.

11.1.3 The competition is shot as a separate event for Rifle SH1, Rifle SH2 and Pistol SH1.

11.1.4 In rifle the competition is shot in the standing position.

11.1.5 The weapon is a standard air rifle or pistol.

11.1.6 The targets are biathlon-type targets with 5 sights and the number of firing points to run the competition is 4.

11.1.7 Every phase of the pool is shot over 2 rounds of 5 shots with a time limit of 2 minutes 30 seconds.

11.1.8 The size of the inserts is as follows (from left to right):

11.1.9 Air Rifle: 6mm – 6mm – 5mm – 5 mm – 4 mm

11.1.10 Air Pistol: 24 mm – 24 mm – 16 mm – 16 mm – 11 mm

11.2 Competition Commands

11.2.1 Preparation Time

11.2.1.1 Athletes must have 5 minutes before the competition starts their final preparation including sighting shots including in the final.

11.2.1.2 When all athletes have shot their first round the preparation time for the next second rounds will be 3 minutes.

11.2.2 Commands

The commands for the competition are as follows:

Command	Explanation
Preparation Time start now	Start 5 or 3 minutes
30 seconds	After 4:30min or 2:30min
STOP	End of preparation time
Change Targets and take out 5 pellets	
For the first/next competition series LOAD	
ATTENTION, START	Start 1st round
STOP	After 2:30min
Results announcement	
Change Targets and take out 5 pellets	
ATTENTION, START	Start 2nd round
STOP	After 2:30min
Results announcement	

11.3 Results

11.3.1 After each series of 5 shots the fallen targets of each group must be counted, announced to the athlete and recorded in the score card.

11.3.2 If an athlete fails to shoot within the allowed time limit, the shot(s) is counted as zero.

11.3.3 In case of equality a shoot-off on the extreme right target will determine the winner.

11.3.4 In cases in FTR events: after 3 attempts on the extreme right target without decision, attempt the next larger size target (from Right to Left) and so on.

11.3.5 In cases in FTR events: after 3 successful attempts on the extreme right target, times for the shoot-off change from 30 seconds to 20 seconds.

11.3.6 In cases in FTP events: after 3 attempts on the extreme left target without decision, the shoot off time changes from 30 seconds to 20 seconds.

12 TEAM COMPETITION

12.1 Team Competition Events

12.1.1 There will be team competitions in each event (except Falling Targets) as numbers permit except for the Paralympic Games (as per ISSF).

12.1.2 In competitions in level 1, two teams per country are allowed in each event.

12.1.3 In all IPC Shooting recognised competitions, only one team per country is allowed in each event.

12.1.4 Team scores will be shot concurrently with the individual scores, i.e. no separate team matches will be shot.

12.2 Team Size

12.2.1 All teams must consist of three (3) competitors.

12.3 Team Competition Viability

12.3.1 To have team-competition in an event, at least four (4) teams must be on the start list of that event after the final entries deadline, otherwise the event is automatically cancelled.

International Paralympic Committee

Adenauerallee 212-214
53113 Bonn, Germany

Tel. +49 228 2097-200
Fax +49 228 2097-209

ipcshooting@paralympic.org
www.ipc-shooting.org

© 2013 International Paralympic Committee – ALL RIGHTS RESERVED
Photo ©: Getty Images, Marcus Hartmann