




## **TEAM LEADERS' GUIDE**

# **PARA POWERLIFTING**

From Wednesday 4 September  
to Sunday 8 September 2024

EN GAMES WIDE O  
WIDE OPEN GAME  
OUVRONS GRAND  
RAND LES JEUX OUV  
EN GAMES WIDE O  
WIDE OPEN GAME  
OUVRONS GRAND  
RAND LES JEUX OUV  
EN GAMES WIDE O  
WIDE OPEN GAME  
OUVRONS GRAND  
RAND LES JEUX OUV  
EN GAMES WIDE O






## **ABOUT THIS GUIDE**

Published in August 2024, the series of Team Leaders' Guides offers a summary of competition-related material about each sport at Paris 2024 and provides a variety of information aimed at helping teams in their planning and final preparation for the Games.

All information provided in this Team Leaders' Guide was correct at the time of publication, but some details may change prior to the Games so NPC representatives are urged to regularly check the IPC Exchange and myInfo, as well as Paris 2024 website and application, for the latest updates or contact your respective Paris 2024 sport managers.

This information has been developed and approved by the IPC, International Federations and Paris 2024 competition management and may be updated as required leading up to the Games. The Team Leaders' Guides are designed for internal operational use by Paris 2024 stakeholders and should not be publicly shared.

# WELCOME



**On behalf of the Paris 2024 Organising Committee for the Olympic and Paralympic Games, I am delighted to present the Team Leaders Guides for the Paris 2024 Paralympic Games.**

In 2024, Paris and France will proudly host the Summer Paralympic Games for the first time in their history. A first time is a unique opportunity to put a mark in the history of the Games and to shine a light on the Paralympic athletes and the values they embody. The Paris 2024 Paralympic Games will also be an important step on the path to gender parity and will be the most gender-balanced Games so far.

At Paris 2024 we are proud to organise the first Games under the New Norm of the Olympic Agenda 2020, which focuses on economic, social and environmental efficiency and sets a precedent in the organisation of sports events. Paris 2024 aims to deliver responsible Games whether by using 95 percent of existing or temporary venues and 100 percent renewable energy during the Games, or by favouring a circular economy, sustainable food, and clean mobility, and by preserving the biodiversity on venues. By taking climate and environmental issues into account well before the event, we are breaking new ground in the history of the Games.

Paris 2024 will be a spectacular celebration, starting with the opening ceremony right in the heart of Paris for a breathtaking show between the Champs-Élysées and Place de la Concorde.



The paralympic athletes will have the chance to show their talent in some of the most iconic sites of the French heritage, from the foot of the Eiffel Tower (blind football) to the Champ-de-Mars (Para judo and wheelchair rugby), the Grand Palais (wheelchair fencing and Para taekwondo), Invalides (Para archery and arrival of the paralympic marathon), or the Château de Versailles (Para equestrian). The cultural wealth and diversity of the Paris region will be on display for the millions of spectators cheering on the athletes. With the road events in Seine-Saint-Denis, the heritage zone of the Games for Paris 2024, and in Paris, a great opportunity will be given to a maximum number of people to freely celebrate the Games and the athletes close to their home.

As athletes are the heart of Paris 2024 Paralympic Games, we are committed to offer them an exceptional experience with unique competition venues and a compact concept to limit transport and let athletes focus on the competition. Paris 2024 will leave a positive and lasting impact on the lives of residents by making long-anticipated investments, especially in Seine-Saint-Denis. All the facilities that will be used by athletes and delegations during the Games are designed with their legacy in mind so that they can be repurposed as public facilities, housing and offices based on local needs.

At Paris 2024, we are proud to celebrate Paralympic athletes and to harness the power of the Games to change public attitudes towards disabilities and help build a more inclusive society that will go on long after the Paralympic Games.

We hope that this guide, produced in collaboration with IPC Sport and International Federations, will provide you with the information you need to prepare for your Games.

We are looking forward to welcoming you to the City of Lights in the summer of 2024 for what we hope will be revolutionary Games.

**Aurélie Merle**  
*Executive Sport Director*

# CONTENTS

## 1

<b>PARA POWERLIFTING OVERVIEW</b>	<b>1</b>
<b>PARA POWERLIFTING COMPETITION</b>	<b>2</b>
MEDAL EVENTS	2
<b>INTERNATIONAL TECHNICAL OFFICIALS (ITOS)</b>	<b>4</b>
<b>NATIONAL TECHNICAL OFFICIALS (NTOS)</b>	<b>5</b>
<b>RULES</b>	<b>6</b>
<b>LATE ATHLETE REPLACEMENT (LAR)</b>	<b>6</b>
<b>CLOTHING AND EQUIPMENT</b>	<b>6</b>

## 2

<b>COMPETITION</b>	<b>9</b>
<b>COMPETITION SCHEDULE</b>	<b>10</b>
<b>COMPETITION FORMAT</b>	<b>12</b>
JUDGING	13
SCORING AND RESULTS	13
<b>PRE-COMPETITION PROCEDURES</b>	<b>14</b>
WEIGH-INS	14
RANDOM WEIGH-IN: 5 PERCENT TABLE	16
ATHLETES' HEADSHOTS	17
TECHNICAL MEETING FOR NPCS	17
VENUE FAMILIARISATION FOR NPCS	17
<b>COMPETITION PROCEDURES</b>	<b>18</b>
KIT CHECK VERIFICATION	18
WARM-UP	18
ATHLETES' PRESENTATION	19
<b>POST-COMPETITION PROCEDURES</b>	<b>19</b>
LEAVING THE FIELD OF PLAY	19

### 3

<b>COMPETITION VENUE</b>	<b>21</b>
<b>PORTE DE LA CHAPELLE ARENA (CPL)</b>	<b>22</b>
VENUE ACCESS	22
TRANSPORT VENUE ACCESS	22
VENUE MAP	23
FIELD OF PLAY	23
VENUE FACILITIES AND SERVICES	24
<b>VENUE ACCREDITATION OFFICE (VAHO)</b>	<b>26</b>

### 4

<b>TRAINING</b>	<b>27</b>
<b>TRAINING VENUE</b>	<b>28</b>
TRAINING SCHEDULE	28
<b>TRAINING RULES</b>	<b>33</b>
<b>TRAINING FACILITIES</b>	<b>33</b>
TRAINING VENUE SERVICE LEVEL	33
OTHER FACILITIES AND SERVICES AVAILABLE AT THE VENUE	33
<b>VENUE ACCESS</b>	<b>35</b>
TRANSPORT ACCESS	35
ACCESS TO DEDICATED TRAINING VENUES	35

### 5

<b>GENERAL INFORMATION</b>	<b>37</b>
<b>THE PARALYMPIC GAMES: ESSENTIALS</b>	<b>38</b>
PARIS AND FRANCE IN 2024	38
THE 2024 PARALYMPIC GAMES IN BRIEF	39

<b>ACCREDITATION</b>	<b>40</b>
PARALYMPIC IDENTITY AND ACCREDITATION CARD (PIAC)	40
ACCREDITATION CATEGORIES AND PRIVILEGES	41
ACCREDITATION VALIDATION COUNTERS	44
LOST, STOLEN, DAMAGED ACCREDITATION CARDS	45
ACCESS TO TRAINING VENUES “P” ACCREDITATION	45
SUPPLEMENTARY ACCESS CONTROL DEVICES (SACDS)	46
<b>ANTI-DOPING</b>	<b>46</b>
ANTI-DOPING PROGRAMME	46
GAMES TIME OPERATIONS	46
<b>ARRIVALS AND DEPARTURES</b>	<b>47</b>
PRIMARY PORTS OF ENTRY (PPOE).	47
SECONDARY PORTS OF ENTRY (SPOE)	48
ARRIVALS & DEPARTURES SERVICE POINTS (AND SP)	48
ACTIVATION PERIOD	48
ARRIVALS & DEPARTURES SERVICE	49
BAGGAGE AND ATHLETES’ OVERSIZED SPORT EQUIPMENT	51
<b>CEREMONIES</b>	<b>52</b>
OPENING CEREMONY	52
CLOSING CEREMONY	57
VICTORY CEREMONIES	57
<b>ENVIRONMENTAL RESPONSIBILITY</b>	<b>59</b>
RECOMMENDATIONS	60
<b>MEDICAL SERVICES</b>	<b>60</b>
PARALYMPIC VILLAGE POLYCLINIC	60
MEDICAL SERVICES AT THE PARALYMPIC VILLAGE AND OFFICIAL COMPETITION AND TRAINING VENUES	61
MEDICAL SERVICES AT SATELLITE PARALYMPIC VILLAGES	62
NPC DOCTORS	62
DESIGNATED GAMES HOSPITALS	63
<b>PARALYMPIC VILLAGES AND ACCOMMODATION</b>	<b>64</b>
PARALYMPIC VILLAGES DATES OF OPERATION	64
<b>SPORT INFORMATION CENTRE</b>	<b>65</b>
MYINFO	66
<b>TECHNICAL FILMING AT VENUES</b>	<b>67</b>
<b>TECHNOLOGY</b>	<b>68</b>



<b>TICKETING AND ACCREDITED SEATING</b>	<b>68</b>
GAMES-TIME TICKET SALES	68
COMPLIMENTARY SPORT TICKETS	68
<b>TRANSPORT</b>	<b>70</b>
TA TRAINING AND COMPETITION SERVICES	70
PARALYMPIC ROUTE NETWORK (PRN)	72
TRAVEL TO THE CO-HOST CITY OF CHÂTEAUXROUX	72
PUBLIC TRANSPORT	73
VILLAGE MOBILITY	74
TRANSPORT DESK	75
TRANSPORT APP	75
ATHLETES' BAGGAGE AND OVERSIZED SPORT EQUIPMENT	76
<b>SECURITY</b>	<b>77</b>
SECURITY AT VENUES	77
SECURITY OF TRANSFER AND TRANSPORT OPERATIONS	78
PROHIBITED OR RESTRICTED ITEMS POLICY	79
EMERGENCY SERVICES	82
<b>WHEELCHAIR, ORTHOTIC AND PROSTHETIC REPAIR SERVICES</b>	<b>83</b>

## 6

<b>APPENDICES</b>	<b>85</b>
<b>VENUE MAP</b>	<b>86</b>
<b>PARALYMPIC VILLAGE</b>	<b>87</b>
<b>COMPETITION SCHEDULE</b>	<b>88</b>
<b>PARALYMPIC COMPETITION VENUES</b>	<b>90</b>
<b>PARALYMPIC TRAINING VENUES</b>	<b>91</b>





1

***PARA  
POWERLIFTING  
OVERVIEW***

# PARA POWERLIFTING COMPETITION

The Para powerlifting competition at the Paris 2024 Paralympic Games will be held from Wednesday 4 September to Sunday 8 September at Porte de la Chapelle Arena. This competition will consist of the following 20 events (bodyweight categories):

## MEDAL EVENTS

**Total number of medal events: 20**

### MEN (10)

- |              |               |
|--------------|---------------|
| → Up to 49kg | → Up to 80kg  |
| → Up to 54kg | → Up to 88kg  |
| → Up to 59kg | → Up to 97kg  |
| → Up to 65kg | → Up to 107kg |
| → Up to 72kg | → Over 107kg  |

### WOMEN (10)

- |              |              |
|--------------|--------------|
| → Up to 41kg | → Up to 67kg |
| → Up to 45kg | → Up to 73kg |
| → Up to 50kg | → Up to 79kg |
| → Up to 55kg | → Up to 86kg |
| → Up to 61kg | → Over 86kg  |

A total of 180 athletes, comprised of 80 men and 80 women (not including members of the Paralympic Refugee Team), plus 20 Bipartite Commission places, may take part in the Para powerlifting competition. For details of the qualification system, see [the Paris 2024 Paralympic Games Qualification Regulations](#).



# KEY DATES

<b>22 January 2024</b>	Opening of the accreditation system for NPCs (athletes and officials)
<b>3 May 2024</b>	Closure of the accreditation system for NPCs (athletes and officials)
<b>1 July 2024</b>	Opening of the Sport Entries system (SEQ)
<b>5 August 2024</b>	Closing of the Sport Entries system (23:59 Central European Summer Time)
<b>21 August 2024</b>	Opening of the Paralympic Village
<b>21 August 2024</b>	Start of Powerlifting training
<b>28 August 2024</b>	<b>Opening Ceremony</b>
<b>31 August 2024</b>	Technical Meeting for NPCs at La Chapelle Arena from 10:00 to 11:30
<b>4 to 8 September 2024</b>	Para powerlifting competition
<b>7 September 2024</b>	End of Powerlifting training
<b>8 September 2024</b>	<b>Closing Ceremony</b>
<b>10 September 2024</b>	Closing of the Paralympic Village

# INTERNATIONAL TECHNICAL OFFICIALS (ITOS)

ITO	Courtney PASCOE	AUS
ITO	Luis Gustavo CORREA LEITE	BRA
ITO	Conrado BRUNACCI	BRA
ITO	Natalia URIBE BOTTNER	CHI
ITO	Jenny ORTIZ CARDENAS	COL
ITO	Veronika KUCHTOVA	CZE
ITO	Jari LAINE	FIN
ITO	Paschalina NERANTZAKI	GRE
ITO	Iliana ARAKA	GRE
ITO	Nikolaos KAZANTZIS	GRE
ITO	Tibor GYERKO	HUN
TD	Zita GYERKO	HUN
ITO	Abhinav WADHWA	IND
ITO	Chiara CIFARELLI	ITA
ITO	Azzam Sari Ali AL-ZUBI	JOR
ITO	Olga PROKOPISHINA	KAZ
ITO	Natalya TSKHAY	KAZ
ITO	Yoo Jin LEE	KOR
ITO	Fathi LASHEHAB	LBA
ITO	Shida MAT SHAH	MAS
ITO	Norsiah MOHAMAD	MAS
ITO	Riduan ANAN	MAS
ITO	Leslie VELASCO	MEX
ITO	Isaac KRAUSS	MEX



<b>ITO</b>	Andrea CHIRINOS	PER
<b>ITO</b>	Martin CAPLA	SVK
<b>ITO</b>	Preeyanuch NHUKATE	THA
<b>ITO</b>	Ahmed ALHAMMADI	UAE
<b>ITO</b>	Mohammed ALQERSH	YEM

## ***NATIONAL TECHNICAL OFFICIALS (NTOS)***

<b>NTO</b>	Lilian BIGORIE	FRA
<b>NTO</b>	Xavier De PUYTORAC	FRA
<b>NTO</b>	Stéphane HATOT	FRA
<b>NTO</b>	Christine LESELLIER	FRA
<b>NTO</b>	Dominique NICOLEAU	FRA
<b>NTO</b>	Marianne SORNEIN	FRA
<b>Spotter Loader</b>	Sofiane BELKESIR	FRA
<b>Spotter Loader</b>	Khaled BENBACHIR	FRA
<b>Spotter Loader</b>	Alexandre DUPONT	FRA
<b>Spotter Loader</b>	Pascal LESELLIER	FRA
<b>Spotter Loader</b>	Alison HUET	FRA
<b>Spotter Loader</b>	Laura MAUTALEN	FRA
<b>Spotter Loader</b>	Djamel BELHACHEMI	FRA
<b>Spotter Loader</b>	Ulysse GELE	FRA

## RULES

The Para powerlifting competition will be held in accordance with the editions of the following documents that are in force at the time of the Games:

- **World Para Powerlifting Rules and Regulations** (<https://www.paralympic.org/powerlifting/rules>)
- **IPC Handbook** (<https://www.paralympic.org/ipc-handbook>)

In accordance with the “Paralympic Games” chapter of the IPC Handbook, WPPPO will be responsible for the control and direction of the Para powerlifting competition at the Paris 2024 Paralympic Games.

## LATE ATHLETE REPLACEMENT (LAR)

An NPC may replace an athlete between the close of entries (5 August 2024) and their Final Delegation Registration Meeting (F-DRM) only if the replacement is in the same sport, medal event(s) and sport class.

Replacing athletes must have met all qualification and eligibility criteria for the respective event(s), and must have signed the Conditions of Participation Agreement. The NPC must have submitted an Accreditation Application for the replacing athlete by the deadline of 3 May 2024 (long list). Athletes may be considered as replacements only if they have been internationally classified with a sport class status of either ‘Confirmed’ or ‘Review’ with a review date after 31 December 2024.

Replacements may only be made for athletes who withdraw due to injury, illness or other special circumstances. All replacements are subject to review and approval by the IPC. Absolutely no replacements will be permitted after the DRM.






# CLOTHING AND EQUIPMENT

Clothing and equipment used by athletes and other participants in the Para powerlifting competition at the Paralympic Games must comply with the documents listed below:

- **World Para Powerlifting Rules and Regulations** (<https://www.paralympic.org/powerlifting/rules>).
- **IPC Practical Guidelines** (available on the website <https://www.paralympic.org/paris-2024/guides-and-policies>).
- **The IPC Handbook:** [www.paralympic.org/the-ipc/handbook](http://www.paralympic.org/the-ipc/handbook)
- **Identifications on NPC Team Apparel Practical Guidelines - Paris 2024:** [https://www.paralympic.org/sites/default/files/2024-07/2024\\_04%20IPC%20Paris%202024%20Uniform%20Guidelines.pdf](https://www.paralympic.org/sites/default/files/2024-07/2024_04%20IPC%20Paris%202024%20Uniform%20Guidelines.pdf)

The IPC Manufacturer Identification Guidelines have been distributed to all National Paralympic Committees (NPCs) and International Federations (IFs) to encourage all parties to make use of this reference manual during the design and production of clothing, equipment, accessories and footwear items for the Paris 2024 Paralympic Games.



123

***COMPETITION***

# COMPETITION SCHEDULE

SESSION	TIME	DURATION	EVENT
Wednesday 4 September 2024 – Porte de La Chapelle Arena			
PWL01	12:00 – 15:00	3:00	Men's up to 49kg Men's up to 49kg Victory Ceremony Women's up to 41kg Women's up to 41kg Victory Ceremony
PWL02	17:00 – 20:00	3:00	Women's up to 45kg Women's up to 45kg Victory Ceremony Men's up to 54kg Men's up to 54kg Victory Ceremony
Thursday 5 September 2024 – Porte de La Chapelle Arena			
PWL03	12:00 – 15:00	3:00	Women's up to 50kg Women's up to 50kg Victory Ceremony Men's up to 59kg Men's up to 59kg Victory Ceremony
PWL04	17:00 – 20:00	3:00	Women's up to 55kg Women's up to 55kg Victory Ceremony Men's up to 65kg Men's up to 65kg Victory Ceremony
Friday 6 September 2024 – Porte de La Chapelle Arena			
PWL05	12:00 – 15:00	3:00	Men's up to 72kg Men's up to 72kg Victory Ceremony Women's up to 61kg Women's up to 61kg Victory Ceremony



SESSION	TIME	DURATION	EVENT
PWL06	17:00 – 20:00	3:00	Women's up to 67kg Women's up to 67kg Victory Ceremony Men's up to 80kg Men's up to 80kg Victory Ceremony
<b>Saturday 7 September 2024 – Porte de La Chapelle Arena</b>			
PWL07	12:00 – 15:00	3:00	Women's up to 73kg Women's up to 73kg Victory Ceremony Men's up to 88kg Men's up to 88kg Victory Ceremony
PWL08	17:00 – 20:00	3:00	Women's up to 79kg Women's up to 79kg Victory Ceremony Men's up to 97kg Men's up to 97kg Victory Ceremony
<b>Sunday 8 September 2024 – Porte de La Chapelle Arena</b>			
PWL09	09:00 – 12:00	3:00	Men's up to 107kg Men's up to 107kg Victory Ceremony Women's up to 86kg Women's up to 86kg Victory Ceremony
PWL10	14:00 – 17:00	3:00	Women's over 86kg Women's over 86kg Victory Ceremony Men's over 107kg Men's over 107kg Victory Ceremony

# COMPETITION FORMAT

Each event (corresponding to a bodyweight category) will consist of a single competition phase (final). Each athlete will have three (3) attempts to record their heaviest successful lift.

There will be three (3) distinct rounds during which athletes will complete their attempts. The order the athletes make their lift attempts in for each round will be determined firstly by the chosen weight (from the lowest lift weight to the highest) then, if the chosen weight is the same, by lot number allocation (from highest to lowest). Once their name has been called, each athlete will have two (2) minutes per attempt to start their lift.

If an athlete's lift is successful, then the lifting weight for the next round must be raised by a minimum of one (1) kilogram. If an athlete's lift is unsuccessful, then the lifting weight will automatically remain the same, but may be raised by the athlete or their coach/team official. All attempts, including record attempts, must be in multiples of one (1) kg.

An athlete is allowed to make changes to the weight of their requested lift attempt depending on the round:

- Up to five (5) minutes before the first round, one (1) change up to a maximum of 10kg will be allowed above or below the confirmed attempt weight during weigh-in. The initial attempt (before or after a change) must be a minimum of 25kg. After the referees' decision of the first attempt, the athlete will have one (1) minute to select a different weight for round two.
- After the referees' decision of the second attempt, the athlete will have one (1) minute to select a different weight for round three.
- In round three, two (2) other changes are allowed. The first change is allowed up until the announcer has called the athlete's full name to start their lift. This change must be higher than the starting weight for round two and cannot be lower than or equal to any attempt completed (successful or unsuccessful) by another athlete, who would have gone before the current athlete due to the lot number allocation. The second change is allowed under the same conditions as the first.

If an athlete's third attempt is successful and the weight lifted is within 10kg of the current elite world record or Paralympic record, a Power Lift (fourth attempt) will be allowed. If the Power Lift is successful, it shall count towards the final result and the medal ranking.



## JUDGING

As the athletes attempt their lifts, they are judged by three (3) referees based on set criteria of the distinct lift phases:

- body position sequence
- down sequence
- stop sequence
- press sequence

Each referee has a terminal with five (5) buttons: white for Good lift and four (4) colours for the No lift sequences (turquoise, blue, orange, purple). These four (4) buttons are pressed if the referee sees that the athlete failed to execute the lift correctly, whereas the white button is pressed when the lift is considered good.

An athlete must receive a minimum of two (2) white lights for the lift to be considered good.

At Paralympic Games where the Lift Video Replay System (Lift VRS) is used, lift challenges may be lodged by an athlete (or their team officials) when a “no lift” is given to their own lift attempt only. The lift challenge process must be initiated by the athlete and/or Team official within one (1) minute of their lift decision displaying on the attempt board.

Each Jury member will judge the lift in real time through the LiftVRS from one (1) angle of the lift that matches a Referee position and will provide a decision.

Only when a Lift Challenge is initiated, Jury member 1 (J1) will immediately check all the decisions that were made by each member of the Jury (J1, J2 and J3). The outcome of the challenge will be automatically displayed on the board, resulting in one of the outcomes below.

If the lift challenge is successful and three (3) white lights appear, the lift decision is overturned to “Good Lift” and the result and rankings are revised. In case of one (1) or more red light, the lift decision remains as “No Lift”.

## SCORING AND RESULTS

The athletes in each event (bodyweight category) are ranked according to their heaviest weight successfully lifted out of the three (3) attempts and the Power Lift. If there is a tie, the athlete that completed the Good lift first will be ranked higher.

# PRE-COMPETITION PROCEDURES

## WEIGH-INS

The official weigh-ins will be conducted by WPPPO Technical Officials at the Paralympic Village the day before competition for each bodyweight category. Athletes will have access to the test scales before the official weigh-in. The scales will be located near the official weigh-in room. If an athlete does not present at the weigh-in in the scheduled time and/or with a form of identification, they shall be disqualified from the event.

Random weigh-ins may be conducted on the morning of the day of competition for each bodyweight category. If an athlete fails to weigh within 5% of their specific bodyweight category (published below), they shall be disqualified from the event.

Scales will also be available at the Para powerlifting training studio for use by NPCs during their allocated sessions, and in the gym at the Paralympic Village.

DATE	WEIGHT CATEGORIES	WEIGH-IN TIMES
3 September 2024 – Official weigh-in	Women’s up to 41kg	08:30 – 09:10
	Men’s up to 49kg	08:30 – 09:10
	Women’s up to 45kg	09:30 – 10:10
	Men’s up to 54kg	09:30 – 10:10
4 September 2024 – Random weigh-in	Women’s up to 41kg	08:00 – 08:24
	Men’s up to 49kg	
	Women’s up to 45kg	
	Men’s up to 54kg	
4 September 2024 – Official weigh-in	Women’s up to 50kg	08:30 – 09:10
	Men’s up to 59kg	08:30 – 09:10
	Women’s up to 55kg	09:30 – 10:10
	Men’s up to 65kg	09:30 – 10:10



DATE	WEIGHT CATEGORIES	WEIGH-IN TIMES
5 September 2024 – Random weigh-in	Women’s up to 50kg	08:00 – 08:24
	Men’s up to 59kg	
	Women’s up to 55kg	
	Men’s up to 65kg	
5 September 2024 – Official weigh-in	Women’s up to 61kg	08:30 – 09:10
	Men’s up to 72kg	08:30 – 09:10
	Women’s up to 67kg	09:30 – 10:10
	Men’s up to 80kg	09:30 – 10:10
6 September 2024 – Random weigh-in	Women’s up to 61kg	08:00 – 08:24
	Men’s up to 72kg	
	Women’s up to 67kg	
	Men’s up to 80kg	
6 September 2024 – Official weigh-in	Women’s up to 73kg	08:30 – 09:10
	Men’s up to 88kg	08:30 – 09:10
	Women’s up to 79kg	09:30 – 10:10
	Men’s up to 97kg	09:30 – 10:10
7 September 2024 – Random weigh-in	Women’s up to 73kg	08:00 – 08:24
	Men’s up to 88kg	
	Women’s up to 79kg	
	Men’s up to 97kg	
7 September 2024 – Official weigh-in	Women’s up to 86kg	08:30 – 09:10
	Men’s up to 107kg	08:30 – 09:10
	Women’s over 86kg	09:30 – 10:10
	Men’s over 107kg	09:30 – 10:10
8 September 2024 – Random weigh-in	Men’s up to 107kg	06:20 – 06:32
	Women’s up to 86kg	08:00 – 08:12

RANDOM WEIGH-IN: 5 PERCENT TABLE

GENDER	BODYWEIGHT CATEGORY	MINIMUM RANDOM WEIGH-IN	MAXIMUM RANDOM WEIGH-IN
Men	49	x	51.4
	54	46.6	56.7
	59	51.3	61.9
	65	56.1	68.2
	72	61.8	75.6
	80	68.4	84
	88	76	92.4
	97	83.6	101.8
	107	92.2	112.3

GENDER	BODYWEIGHT CATEGORY	MINIMUM RANDOM WEIGH-IN	MAXIMUM RANDOM WEIGH-IN
Women	41	x-	43
	45	39	47.2
	50	42.8	52.5
	55	47.5	57.7
	61	52.3	64
	67	58	70.3
	73	63.7	76.6
	79	69.4	82.9
	86	75.1	90.3





## ***ATHLETES' HEADSHOTS***

Each athlete is required to attend the official headshot photo shoot, for Sport Presentation and Broadcast purposes.

DATE	TIME	LOCATION
29 August – 3 September 2024	Between 8:00 and 20:00	Paralympic Village Headshot Studio

Athletes will be required to wear their competition outfit (lifting suit). Athletes' outfits should follow the IPC Manufacturer Identification Guidelines during the official photoshoot. Please note that sunglasses and tinted glasses are prohibited, and that hats or scarves should be avoided.

## ***TECHNICAL MEETING FOR NPCS***

DATE	TIME	LOCATION
31 August 2024	10:00 to 11:30	Porte de La Chapelle Arena

All NPCs are expected to attend the technical meeting, with a maximum of two (2) representatives per NPC permitted. This will be the last opportunity for NPCs to verify the names of their athletes. Changes to athlete bodyweight categories will not be permitted. The Technical Meeting will be held at Porte de La Chapelle Arena during the Para badminton competition. NPC access will be restricted to the meeting space only. All attendees are expected to follow the instructions of the Para powerlifting team and respect the restrictions put in place to minimise any impact on the Para badminton competition and athletes.

## ***VENUE FAMILIARISATION FOR NPCS***

There will be no on-site venue familiarisation as access to Porte de La Chapelle Arena is not possible before 4 September except for the Technical Meeting. A detailed explanation of the venue and virtual walk-through of the Back of House spaces will be provided during the Technical Meeting.

# COMPETITION PROCEDURES

## KIT CHECK VERIFICATION

Kit check will be conducted at Porte de La Chapelle Arena in the warmup area from ten minutes before the start of the warm-up.

This ensures their items are verified in accordance with the Technical Rules and Regulations.

This process takes place at each athlete's bench in the warm-up area at the competition venue. If an athlete does not present at the kit check in the scheduled time and/or with a form of identification, they shall be disqualified from the event.

The athlete's uniform and personal equipment include:

- lifting suit
- T-shirt
- underpants
- unitard or pair of sleeves
- sport shoes
- socks
- sport bra
- head item
- bench straps
- belt
- wrist wraps
- plasters & medical tape
- mouthguard

## WARM-UP

The warm-up area will open sixty (60) minutes prior to start of the competition. Each athlete will be allocated a bench number based on the Paralympic ranking to which they will be guided by a warm-up volunteer upon arrival at the warm-up area.



## ***ATHLETES' PRESENTATION***

The athletes' presentation will take place ten (10) minutes before the start of the competition. The athletes will enter the FOP by group. Once all athletes are on the stage, they will be announced individually (one by one by country and name) in the order of lifting (as per the printed start list after the weigh-in). The first three (3) athletes will exit the FOP and move directly to the call area. The remaining athletes will exit the FOP and return to the warm-up area to continue/start warming up.

# ***POST-COMPETITION PROCEDURES***

## ***LEAVING THE FIELD OF PLAY***

All athletes are required to pass through the mixed zone after their last attempt. Non-medallists must leave the FOP towards the mixed zone after their 3<sup>rd</sup> attempt while the top 4 in the rankings are required to go back to the call area. As soon as the results are known medallists start preparing for the Victory Ceremony and non-medallists will be accompanied to the mixed zone. Medallists will be guided directly to the mixed zone immediately after the Victory Ceremony.



2 3 4

**COMPETITION**  
**VENUE**

# **PORTE DE LA CHAPELLE ARENA (CPL)**

58 boulevard Ney  
75018 Paris  
France

An eco-designed venue thought out for a legacy to benefit neighbouring communities well beyond the Games, Porte de La Chapelle Arena will be a new cultural hub to the north of Paris, hosting a range of cultural and sporting events each day. This new facility is designed to be open to all, especially to people living nearby, and to offer a variety of sports activities in its complementary spaces. Its construction shall be completed in January 2024. The venue will be located nine kilometres from the Olympic and Paralympic Village. With a gross capacity of over 7,000, the Arena will host the badminton and rhythmic gymnastics competitions as well as the Para badminton and Para powerlifting events during the Paris 2024 Olympic and Paralympic Games.

## **VENUE ACCESS**

Porte de La Chapelle Arena will open for competing athletes and team officials 20 minutes before the first kit check and close one (1) hour after the end of the last Victory Ceremony.

TA shuttle buses will drop the athletes at the athletes' load zone on. There will be signs which will guide athletes and team officials accessing the back-of-house area. Athletes competing in the relevant session and their accompanying team officials will enter the venue through the Athlete Entry. Same-sport spectating athletes will be directed to the non-competing athletes' entry, shared with the International Federation and technical officials.

## **TRANSPORT VENUE ACCESS**

Time/distance from Paralympic Village using Paris2024 transport services: 25min (40min with TC) /9km. In partnership with Toyota, Île-de-France Mobilités (IDFM), the city of Paris, the French Government and local authorities, Paris 2024 will provide effective, reliable,





and efficient transport services for athletes, team officials and members of the Paralympic family.

The transport services will consist of:

- Transport for Athletes (TA)
- Intercity travel
- Public transport (TP)
- Transport Connect (TC)

The Paralympic Route Network (PRN) will consist of a network of roads linking all competition venues and main non-competition venues such as the Paralympic Village, Porte Maillot Hub (Paralympic Family Hotels 2 & 3 and Main Press Centre) as well as the International Broadcast Centre (IBC). This will ensure that athletes and officials are able to travel efficiently between the Paralympic Village, competition venues and noncompetition venues. Paralympic lanes will be a subset of the PRN, comprising lanes that can be reserved for Paris 2024 vehicles. Paralympic paths will also be a subset of the PRN, comprising shared lanes that will serve Paralympic destinations.

## VENUE MAP

See Appendices.

## FIELD OF PLAY

The field of play (FOP) for the Para powerlifting competition at Porte de la Chapelle Arena will contain one (1) competition platform and one (1) set of Para powerlifting weights and bench. The field of play and all equipment will be presented in accordance with WPPO rules.

### → CALL AREA

The call area is located close to the athlete entrance to the FOP. The call area is comprised of four interconnected rooms, one equipped with two (2) benches. Each room is equipped with screens displaying the Real Time Display System (RTDS scoreboard), attempt board and video feed from FOP. Athletes/NPCs will be allocated a room by lot number. A marshal's table is located just outside the call area.

### → WARM-UP AREA

The warm-up area is located on the same level as the FOP (ground floor) and contains 10 benches. Athletes competing in the event category, and a maximum of

two team officials per NPC upon presentation of their warm-up pass (a Supplementary Access Control Device, SACD), are permitted to access the warm-up area from sixty (60) minutes before the start of the competition.

## **VENUE FACILITIES AND SERVICES**

### **→ CHANGING ROOMS AND SHOWERS (WOMEN/MEN SEPARATED)**

Two changing rooms (one per gender) for competing athletes are accessible on the ground floor of the Arena.

One male and one female changing room are each fitted with an accessible toilet, massage table and lockers. More toilets including accessible toilets for men and women are located nearby.

However, athletes are encouraged to get changed at the Paralympic Village and come to the venue ready in their sport clothes.

### **→ COMPETING ATHLETES' LOUNGE**

The Athletes' Lounge for competing athletes – athletes who are scheduled to compete that day – is located on the 3rd floor. It will be equipped with tables, chairs, refrigerator for refreshments, and CATV (live TV). Only athletes competing in the events scheduled on that day will be able to access the Athlete Lounge for competing athletes. A maximum of two team officials per NPC can accompany competing athletes upon presentation of their SACD warm-up pass. Free-of-charge wi-fi internet access services will be available in the Athletes' Lounge.

### **→ DINING AREA**

Competing athletes in Para powerlifting and their accompanying Team Officials (maximum two [2] Team Officials per NPC) may be served a hot meal in the Athletes' Lounge at the venue (Athlete Venue Meals, AVMs) without booking. Only competing athletes and Team Officials with a Warm-Up Pass for the relevant session will be able to access the hot meal.

The meals will consist of starches, bread (gluten free on-demand), meat or fish, vegetables, and salad. A refreshment station located in



the Athletes' Lounge will provide fresh fruits, cereal bars, refreshment drinks, coffee and tea.

### → **FREE INTERNET ACCESS IN DESIGNATED AREAS (WIFI)**

### → **MIXED ZONE**

One mixed zone where accredited media will interview athletes after the competition.

### → **SPORT INFORMATION DESK (SID)**

There will be two (2) SIDs at Porte de La Chapelle Arena. The first is located on ground level just inside the competing athletes' entrance. The second is located near the Athletes' Lounge on level 3. The SID will be open only on competition days. From 4 to 7 September the opening hours are from 09:30 until 20:00 (2 hours 30 before the first session starts until 10 minutes after the last Victory Ceremony). On 8 September, the SID will operate from 07:30 to 15:35 (1 hour 30 before the start of the first session until the start of the final event).

### → **MEDICAL AREA**

The Athlete Medical Station at Porte de La Chapelle Arena is located on the ground floor, close to the field of play.

Medical services will be offered from two (2) hours before the start of the competition until one (1) hour after the end of the competition.

The medical station will provide medical services including first aid, emergency care and sports medicine to athletes, team officials and technical officials. There will be an ambulance on site for the evacuation of athletes if needed.

Field of Play (FOP) teams will provide first aid and emergency care to athletes and team officials on the FOP should such services be required. If necessary, the patient will be taken from the FOP and transported to the athlete medical station, Paralympic Village Polyclinic, or a designated Games hospital as appropriate. The order of response on the FOP and any decision-making will differ according to the sport and the rules of the respective IF.

### → **DOPING CONTROL STATION**

The Doping Control Station at Porte de La Chapelle Arena is located outside the arena approximately half way between the competing athlete entrance and the TA load zone.

→ TOWELS

Towels will be provided in the warm-up area of the competition site for competing athletes. Athletes are requested to use towels provided by Paris 2024 or unbranded towels in order to avoid any potential breach of IPC Manufacturer Identification Guidelines. Towels provided by Paris 2024 must be returned at the end of competition for laundering.

→ ACCREDITED/TEAM SEATING

Same-sport accredited seating including accessible seats will be provided east and south of the FOP (as per the map; front stage and left from the camera perspective). The different-sport athletes will have tickets to access the west side of the FOP, as per the map (back of stage from camera perspective)

→ VIDEO RECORDING

Teams are allowed to take video recording from the athletes' seating areas using non- professional consumer video cameras. However, the videos taken by teams cannot be used for protest or appeals. Footage can be used only for educational purposes.

# VENUE ACCREDITATION OFFICE (VAHO)

SERVICES	
OIAC/PIAC Distribution	No
Pre-Valid Card Validation	Yes
Lost/Stolen/Damaged OIAC/PIAC Replacement	Yes
Help Desk	Yes

PARALYMPIC GAMES OPERATION DATES AND TIMES	
Non-competition days	8:00 – 17:00
Para powerlifting competition days	8:30 – 17:30



3 4 5

***TRAINING***

# TRAINING VENUE

Training for the Para powerlifting competition will take place at the Paralympic Village, in Studio 4.

Para powerlifting training facilities at the Paralympic Village will include 27 sets of Para powerlifting weights and benches. All training equipment must be approved by WPPO and will comply with the IPC Practical Guidelines.

VENUE NAME	ADDRESS	OPENING DATES
Studio 4	Paralympic Village	21/08 to 07/09

Training slots will be pre-allocated on a rota basis. Each NPC will be allocated one (1) slot per day.

## TRAINING SCHEDULE

\*NPC group allocations will be available at the Sport Information Centre (SIC) and on IPC Exchange.

DATE	START TIME	FINISH TIME	NPC GROUP*	LOCATION
Wed 21 Aug	13:00	15:00	Open to all	Studio 4
	15:10	17:10	Open to all	Studio 4
	17:20	19:20	Open to all	Studio 4
	19:30	21:30	Open to all	Studio 4
Thurs 22 Aug	13:00	15:00	Open to all	Studio 4
	15:10	17:10	Open to all	Studio 4
	17:20	19:20	Open to all	Studio 4
	19:30	21:30	Open to all	Studio 4



DATE	START TIME	FINISH TIME	NPC GROUP*	LOCATION
Fri 23 Aug	13:00	15:00	Open to all	Studio 4
	15:10	17:10	Open to all	Studio 4
	17:20	19:20	Open to all	Studio 4
	19:30	21:30	Open to all	Studio 4
Sat 24 Aug	08:30	10:30	Group 1	Studio 4
	10:45	12:45	Group 2	Studio 4
	13:00	15:00	Group 3	Studio 4
	15:15	17:15	Group 4	Studio 4
	17:30	19:30	Group 5	Studio 4
	19:45	21:45	Group 6	Studio 4
Sun 25 Aug	08:30	10:30	Group 3	Studio 4
	10:45	12:45	Group 4	Studio 4
	13:00	15:00	Group 5	Studio 4
	15:15	17:15	Group 6	Studio 4
	17:30	19:30	Group 1	Studio 4
	19:45	21:45	Group 2	Studio 4
Mon 26 Aug	08:30	10:30	Group 5	Studio 4
	10:45	12:45	Group 6	Studio 4
	13:00	15:00	Group 1	Studio 4
	15:15	17:15	Group 2	Studio 4
	17:30	19:30	Group 3	Studio 4
	19:45	21:45	Group 4	Studio 4

DATE	START TIME	FINISH TIME	NPC GROUP*	LOCATION
Tues 27 Aug	08:30	10:30	Group 2	Studio 4
	10:45	12:45	Group 3	Studio 4
	13:00	15:00	Group 4	Studio 4
	15:15	17:15	Group 5	Studio 4
	17:30	19:30	Group 6	Studio 4
	19:45	21:45	Group 1	Studio 4
Wed 28 Aug	08:00	9:00	Group 1	Studio 4
	09:00	10:00	Group 2	Studio 4
	10:00	11:00	Group 3	Studio 4
	11:00	12:00	Group 4	Studio 4
	12:00	13:00	Group 5	Studio 4
Thurs 29 Aug	08:30	10:30	Group 1	Studio 4
	10:45	12:45	Group 2	Studio 4
	13:00	15:00	Group 3	Studio 4
	15:15	17:15	Group 4	Studio 4
	17:30	19:30	Group 5	Studio 4
	19:45	21:45	Group 6	Studio 4





DATE	START TIME	FINISH TIME	NPC GROUP*	LOCATION
Fri 30 Aug	08:30	10:30	Group 3	Studio 4
	10:45	12:45	Group 4	Studio 4
	13:00	15:00	Group 5	Studio 4
	15:15	17:15	Group 6	Studio 4
	17:30	19:30	Group 1	Studio 4
	19:45	21:45	Group 2	Studio 4
Sat 31 Aug	08:30	10:30	Group 5	Studio 4
	10:45	12:45	Group 6	Studio 4
	13:00	15:00	Group 1	Studio 4
	15:15	17:15	Group 2	Studio 4
	17:30	19:30	Group 3	Studio 4
	19:45	21:45	Group 4	Studio 4
Sun 1 Sep	08:30	10:30	Group 2	Studio 4
	10:45	12:45	Group 3	Studio 4
	13:00	15:00	Group 4	Studio 4
	15:15	17:15	Group 5	Studio 4
	17:30	19:30	Group 6	Studio 4
	19:45	21:45	Group 1	Studio 4

DATE	START TIME	FINISH TIME	NPC GROUP*	LOCATION
Mon 2 Sep	08:30	10:30	Group 4	Studio 4
	10:45	12:45	Group 5	Studio 4
	13:00	15:00	Group 6	Studio 4
	15:15	17:15	Group 1	Studio 4
	17:30	19:30	Group 2	Studio 4
	19:45	21:45	Group 3	Studio 4
Tues 3 Sep	08:30	10:30	Group 6	Studio 4
	10:45	12:45	Group 1	Studio 4
	13:00	15:00	Group 2	Studio 4
	15:15	17:15	Group 3	Studio 4
	17:30	19:30	Group 4	Studio 4
	19:45	21:45	Group 5	Studio 4
Wed 4 Sep	08:30	10:30	Group 1	Studio 4
	10:45	12:45	Group 2	Studio 4
	13:00	15:00	Group 3	Studio 4
	15:15	17:15	Group 4	Studio 4
	17:30	19:30	Group 5	Studio 4
	19:45	21:45	Group 6	Studio 4



DATE	START TIME	FINISH TIME	NPC GROUP*	LOCATION
Thurs 5 Sep	08:30	10:30	Group 3	Studio 4
	10:45	12:45	Group 4	Studio 4
	13:00	15:00	Group 5	Studio 4
	15:15	17:15	Group 6	Studio 4
	17:30	19:30	Group 1	Studio 4
	19:45	21:45	Group 2	Studio 4
Fri 6 Sep	08:30	10:30	Group 5	Studio 4
	10:45	12:45	Group 6	Studio 4
	13:00	15:00	Group 1	Studio 4
	15:15	17:15	Group 2	Studio 4
	17:30	19:30	Group 3	Studio 4
	19:45	21:45	Group 4	Studio 4
Sat 7 Sep	08:30	10:30	Group 2	Studio 4
	10:45	12:45	Group 3	Studio 4
	13:00	15:00	Group 4	Studio 4
	15:15	17:15	Group 5	Studio 4
	17:30	19:30	Group 6	Studio 4
	19:45	21:45	Group 1	Studio 4

## TRAINING RULES

The training sessions will be open to the media. NPCs who have requested no media access will be allocated benches furthest from the media, who will be informed that they do not have access to these NPCs.

# TRAINING FACILITIES

## TRAINING VENUE SERVICE LEVEL

No catering services will be provided at the Studios, which will be located in the Paralympic Village and therefore close to the various catering and take-away spaces. Cold drinks (water and isotonic drinks provided by Coca-Cola) will be available at the Studios.

## OTHER FACILITIES AND SERVICES AVAILABLE AT THE VENUE

### → CHANGING ROOMS

The training venue being in the Paralympic Village, there will be no changing room located there, athletes should arrive ready in their sport clothes. There will be four accessible toilets located near the training venue.

### → TOWELS

A total of 150 towels per day will be provided at the training venue for Para powerlifting athletes. Athletes are requested to use towels provided by Paris 2024 or unbranded towels in order to avoid any potential breach of IPC Manufacturer Identification Guidelines. Towels provided by Paris 2024 must be returned for laundering at the end of each training session.

### → PRAYER ROOM

A multifaith centre will be located in the Village.

### → TEST SCALES

Test scales will be available in the Fitness Centre at the Paralympic Village. There will also be two (2) test scales located in the training venue, which will be available for use during allocated training sessions.

### → MEDICAL SERVICES

There will be no medical services or medical station at the training venue. Medical services will be offered directly at the polyclinic, during predetermined operational hours.

Emergency services will be available 24 hours a day.



LOCATION	DATES	TIMES	SERVICE LEVEL
Paralympic Village Polyclinic	Pre-games 18-20 August 2024	From 9:00 to 17:00	Limited
	Games time 21 August to 8 September 2024	Emergency 24/7 Info to come for other services	Full
	Post Games 9-10 September 2024	Info to come	Limited

Polyclinic services will include:

- Emergency services
- Imaging, with two MRIs, X-ray, and ultrasound
- Laboratory services
- Mental health department
- Pharmacy
- Physical therapy, including cryotherapy (icing and ice bath)
- Specialised consultation:
  - Orthopaedics and Sports Medicine
  - Internal medicine (primary care and sports medicine for illness)
  - Gynaecology (sports medicine for female athletes)
  - Ophthalmology
  - Dentistry
- Supply of Ottobock orthopaedic products (orthotic devices & insoles)

## VENUE ACCESS

### TRANSPORT ACCESS

A system of mini shuttles will be provided for free within the Village, with a designated route and stops for pick-up and drop-off. No booking needed.

## ***ACCESS TO DEDICATED TRAINING VENUES***

Training venues will be accessible only to holders of a valid Paralympic Identity and Accreditation Card. NPCs will be granted access to one or more training venues, according to the sport code(s) printed on their accreditation.

Specific passes for training venues will no longer exist for the Paris 2024 Games, but the requirements are integrated into “P” accreditation quotas. The P quota for Para powerlifting is zero (0).



# ***GENERAL INFORMATION***

# **THE PARALYMPIC GAMES: ESSENTIALS**

## **PARIS AND FRANCE IN 2024**

France is the world's top tourism destination with some 89 million visitors who flock here every year. Paris is a city unlike any other. It is overflowing with culture, history, and beauty. And whilst people travel to Paris to see the Louvre, the Eiffel Tower, or Notre-Dame, the real magic is found in the streets. Paris is a city with a strong cultural identity, however it also houses people from all over the world who add their own culture and customs into the mix.

As you explore the streets of Paris, you might find yourself walking the hills of Montmartre in search of that perfect crêpe or meandering through Belleville, a Chinese neighbourhood with hip, young Parisians and elaborate street art. Across the river Seine, you might find yourself enjoying a “verre de vin” at a café in Saint-Germain-des-Prés or exploring the winding streets of the Latin Quarter.

France is also one of Europe's most diverse, gastronomic, and interesting countries to explore. Romantic hill towns and castles, meandering river valleys, and oceans of vineyards carpet this country's landscape.

France remains at the forefront of technology, architecture, fashion, and cuisine. A fascinating blend of natural and man-made beauty, France offers châteaux, never-ending coastlines, medieval cathedrals, Europe's highest mountain ranges, and museums showcasing cultural icons of the Western world.







## THE 2024 PARALYMPIC GAMES IN BRIEF

# 22

Sports

---

# 12



Days of competition

---

# 23

Disciplines

---

# 267

Sessions

---

# 549

Medal events

---



# 4,400

Athletes

---



# 20



Competition venues

---

# ACCREDITATION

## PARALYMPIC IDENTITY AND ACCREDITATION CARD (PIAC)

The Paralympic Identity and Accreditation Card (PIAC) is the official Paris 2024 Paralympic Games document that establishes the identity of its holder and their entitlements. In addition, the PIAC will provide accredited individuals with access to Paralympic venues and other services during the Paris 2024 Paralympic Games, according to their role.

To ensure the safety and security of all Games participants, they must pass a background check in order to receive a PIAC. The background check will be carried out by the relevant French Government agencies.

Unlike previous editions of the Paralympic Games, the PIAC/PVC does not act as a visa waiver. For accredited participants who need a short-stay visa to enter the Schengen Area, Paris 2024 submits a visa request as part of the accreditation process. The final visa will be printed on the PVC and not on the participant's passport.

### → PRE-VALID CARD VALIDATION



The PIAC will grant access to Paris 2024 venues only once it has been validated after completion of the NPC's F-DRM. Validation must be completed in-person at a validation counter in any Paris 2024 accreditation facility.

Individuals arriving in France on international flights at Paris-Charles de Gaulle and Paris-Orly airports will be able to validate their PVC at the airport from 18 August 2024, provided that their NPC's F-DRM has been completed. Individuals arriving via other ports of entry will have to go to the appropriate accreditation centre to finalise the procedure for validating their accreditation. Each participant will need to visit an accreditation facility in person to finalise the validation procedure. Individuals will need to bring their PVC

and the valid ID provided to Paris 2024 during the accreditation application process.



## ACCREDITATION CATEGORIES AND PRIVILEGES

All Games participants are provided with access only to the venues and zones that are required for them to complete the duties associated with their roles. The table below outlines the level of access granted to each category of participant.

### → CATEGORIES AND PRIVILEGE

CATEGORY	POPULATION	VENUE ACCESS	ZONE ACCESS	SEATING	TRANSPORT	VILLAGE
Aa	Athlete	Own discipline venue(s), PLV, MPC, IBC	2, R, BLUE	A Stand (at own discipline venues [1])	T-A	Yes
Ap	Alternate athlete	Own discipline venue(s), PLV	2, R, BLUE	No seating access Ticket necessary	T-A	No [2]
Ao	Coach, Medical personnel, Doctor, Physiotherapist, Technical personnel, Administrative personnel	Own sport venues or all venues where athletes participate, PLV	2, R, BLUE	A Stand (at own discipline venues [1])	T-A	PTO: Yes ATO: No [2]
Ao	NPC welfare officer	All venues in which the NPC has competing athletes, PLV	2, R, BLUE	A Stand	T-A	No [2]
Ao	Press attaché	Own discipline venue(s) or all venues where athletes participate, PLV, MPC, IBC	2, 4, R, BLUE MZ (athletes' side of the Press Mixed Zone)	A Stand (at own discipline venues or all venues where athletes participate)	T-A	PTO: Yes
Ao	Veterinarian	Equestrian venues only, PLV	2, R, BLUE	A Stand	T-A	Yes

CATEGORY	POPULATION	VENUE ACCESS	ZONE ACCESS	SEATING	TRANSPORT	VILLAGE
Ao	Groom	Equestrian venues only, PLV	2, R, BLUE	A Stand	T-A	No [2]
P	Training partner	Own training venue(s) only	2, White [3], [4], [5]	–	T-P	No
P	Personal Coaches/ Support Personnel	Own training venue(s) only Access may be given to warm-up facilities in competition venues when possible	2, White [3], [4], [5]	–	T-P	No
NPC	Athlete chaperone	Athlete's discipline venue(s), PLV	2, R, White	A Stand	T-A	No [2]

- [1] Free ticket necessary for athletes' stand at other venues – please contact NPC Services for more information on procedures for obtaining tickets for different discipline spectating athletes (DDA).
- [2] NPCs can purchase the dining privileges (knife & fork symbol) to be added to the accreditation until the F-DRM.
- [3] For P accredited access, see conditions below.
- [4] For some sports where the venue is both a training and competition venue, P accredited will also have access to the competition venue(s) (see the "Competition" section in the guide).
- [5] P accredited for a specific list of sports will be allowed to obtain a Blue upgrade or SACD to access the FOP or specific areas.



## → ACCREDITATION PRIVILEGE CODES

The Accreditation Card Operating System assigns access privileges according to a privilege matrix that includes any function performing an official role at the Games. The privileges are based on accreditation zones and are printed on the PIAC along with the individual's personal information, function and responsible organisation. At sport venues the privileges give access to accreditation zones as described below:

ZONES	
WHITE	General circulation areas
RED	Operational areas, General circulation areas
BLUE	Field of play, Operational areas, General circulation areas
2	Athlete preparation areas
4	Press areas
5	Broadcast areas
R	Residential zone of the Paralympic Village
MZ	Athletes' side of the Mixed Zone

SEATING	
A	Athletes' stand

TRANSPORT	
TA	Athletes/NPCs transport system
TP	Public transport systems

SPORTS / VENUES	
CODE [1]	Competition venue(s) and training venue(s) for each discipline – white letters with black background
CODE [1]	Training venue(s) at any time and/or competition venue(s) on training days only – white letters with green background

[1] The code is represented by the three-letter acronym of the venue in question, or by ALL for access to all sites.

ACCREDITATION VALIDATION COUNTERS

VENUE	POPULATION	DATES 2024	VALIDATION	PRODUC-TION	ISSUE RESO-LUTION	HELP DESK
Airports CDG-Orly	Paralympic Family	21 August (Full operation)	Yes	No	No	No
TPC Village	Athletes & team officials	21 August – 10 September (from pre-opening)	Yes	Yes	Yes	Yes
MPC* Le Pulse	Press & Photographers	N/A	No	No	No	No
OFH Hyatt Regency Etoile	IPC, dignitaries	According to lockdown	Yes	No	Yes	No
IBC	Right Holding Broadcasters	21 August – 8 September (from soft opening)	Yes	Yes	Yes	Yes
VAHOVenue Accreditation Help Office	All accredited populations	According to lockdown	Yes	No	Yes	No
VAHO+ Outside Île-de-France	All accredited populations	According to lockdown	Yes	Yes	Yes	Yes (limited)
UAC Uniform and Accreditation Centre	All accredited populations	May 2024	Yes	Yes	Yes	Yes

\*There will be no Accreditation Centre or counter at the MPC for the Paralympics at Pulse HQ. Media will need to pick up their accreditation at the UAC (Uniform and



Accreditation Centre). If they experience issues with their accreditation, the closest VAHO from the MPC will be at Stade de France.

## **LOST, STOLEN, DAMAGED ACCREDITATION CARDS**

Lost and stolen accreditation cards should be reported immediately to the nearest accreditation centre or Venue Accreditation Help Office (VAHO). Participants will be required to complete a Lost/Stolen Accreditation Card form and present a valid form of identification.

Accreditation cards which are damaged in such a way that the photograph and/or the personal information is not legible or that the access control system is not able to read the card, should also be returned for replacement at any accreditation facility that provides accreditation card printing.

Please note that PVCs or PIACs cannot be reissued after the end of the operational period of Paris 2024 accreditation facilities.

## **ACCESS TO TRAINING VENUES “P” ACCREDITATION**

Training venues will be accessible only to holders of a valid accreditation. NPCs will be granted access to one or more training venues, according to the sport code(s) printed on their accreditation.

Specific passes for training venues will no longer exist for the Paris 2024 Games, but the requirements are integrated into “P” accreditation quotas.

The Paralympic Village has eight training venues within its security perimeter for six sports (goalball, Para powerlifting, Para taekwondo, sitting volleyball, wheelchair basketball and wheelchair fencing). Seven of these venues are located in the existing cinema studios next to the Main Dining Hall and are accessible from the Village Plaza. The other training venue, Gymnase Aimé Lallement, is in the Village logistics zone, next to the Workforce Entry.

For access to training venues within the Paralympic Village, “P” accredited persons for the relevant sports will be given an additional dedicated access code (not PLV) allowing them access to the training venues in the Paralympic Village, only on the training day and according to the training schedule. It will not be possible to access the Residential Zone from the Village Training Venues without “R” on the PIAC.

The maximum quota for “P” accredited personnel per venue per NPC, who are allowed access at any given time, is indicated in the Training section.

## **SUPPLEMENTARY ACCESS CONTROL DEVICES (SACDS)**

A Supplementary Access Control Device (SACD) may be required to access specific areas of competition venues in line with sport-specific regulations. Specific areas within a venue, despite being within an accredited zone, can have additional restrictions and the PIAC itself may not grant access to these areas (e.g. the field of play, doping control stations). The SACD could take different forms such as an armband or an additional pass to be attached to the same lanyard as the PIAC.

The SACDs for each sport are detailed within the sport specific section of each Team Leaders' Guide.

## **ANTI-DOPING**

### **ANTI-DOPING PROGRAMME**

The anti-doping programme for the Paralympic Games is delivered by Paris 2024 under the responsibility and oversight of the International Paralympic Committee (IPC).

The programme is conducted in accordance with the IPC Anti-Doping rules, and the World Anti-Doping Code, Standards and Prohibited List. Regulations also cover athlete whereabouts and Therapeutic Use Exemptions (TUEs).

### **GAMES TIME OPERATIONS**

Doping control will be conducted at competition venues, training sites, athlete accommodation or any other location.

After completing doping control at Paris 2024 venues, athletes and their representative will be able to use the usual transport services (TA) to return to their respective Village. Outside of TA service operating hours, Paris 2024 will ensure that a transport solution is available for their return.





As doping control may take place at any time during the period of the Paralympic Games, all athletes competing must provide complete whereabouts information.

The quantity and timing of tests, their nature and the identity of athletes selected for doping control are defined in accordance with the Test Distribution Plan developed by the IPC.

More information on the Paralympic Games anti-doping programme is available in the Chef de Mission Guide and can be found in the “Publications” section of IPC Exchange (please contact your NPC if you do not have access to this).

### **→ TRANSPORTATION AFTER COMPLETING DOPING CONTROL ON THE DAY OF THE CLOSING CEREMONY**

Doping control will also be conducted on the day of the Closing Ceremony. All athletes subject to doping control must complete their test at their competition venue before travelling to the Closing Ceremony. After completing doping control, Paris 2024 will transport athletes to the Paralympic Village. Athletes participating in the Closing Ceremony are requested to take a bus to the Paralympic Stadium from the Paralympic Village. Therefore, Paris 2024 recommends that all athletes who are competing on the day of the Closing Ceremony take with them to their competition venue all necessary items that may be required during the Closing Ceremony (such as their uniforms) as they may not have time to return first to their accommodation in the Paralympic Village prior to going to the ceremony.

## **ARRIVALS AND DEPARTURES**

Paris 2024 will use several airports and train stations to welcome NPC delegations to the Paralympic Games. The period of full arrival and departure operations will be effective from 18 August to 10 September 2024.

The types of Port of Entry (POE) mentioned below are used by Paris 2024 to serve the official accommodation of the 2024 Paralympic Games.

### **PRIMARY PORTS OF ENTRY (PPOE).**

Paris-Charles de Gaulle (CDG) and Paris-Orly (ORY) international airports will be the Primary Ports of Entry (PPOE) – Paralympic Gateway – and will offer full arrival and departure services from 18 August – 11 September 2024. Services will be available in all terminals at the PPOE.

## SECONDARY PORTS OF ENTRY (SPOE)

Secondary Ports of Entry (SPOE) will have limited services in accordance with the information provided by NPCs in the ADS, and the competition schedules. See the services table in section 7.4 for details.

- Gare de Lyon (train station), Paris
- Gare du Nord (train station), Paris

## ARRIVALS & DEPARTURES SERVICE POINTS (AND SP)

Arrivals & Departures Service Points (AND SPs) will have limited and on-demand services according to the information provided by NPCs on the ADS. AND SPs in Châteauroux will be activated according to the competition schedule and will offer the same level of services for NPCs.

The following AND SPS will be available during the Paralympic Games:

- Gare de l’Est (train station), Paris
- Gare d’Austerlitz (train station), Paris
- Gare de Charles de Gaulle 2 TGV (train station), Paris
- Le Bourget Airport (LBG), Paris (private flights)
- Pontoise Cormeilles Airport (POX), Paris (private flights)
- Toussus-le-Noble Airport (TNF), Paris (private flights)
- Gare de Châteauroux (train station), Châteauroux

## ACTIVATION PERIOD

CITIES	ACTIVATION PERIOD
Paris	18 August – 11 September 2024
Châteauroux	18 August – 8 September 2024



## ARRIVALS & DEPARTURES SERVICE

Primary port of entry	<ul style="list-style-type: none"> <li>→ Welcome and information desk at the exit of the baggage claim area</li> <li>→ Accreditation validation desk</li> <li>→ Accessibility support (airport service)</li> <li>→ Transport service (based on ADS information and transport privilege)</li> <li>→ Logistic trucks and handlers support (following the Transport Athlete)</li> <li>→ TA coaches and logistics trucks for athletes and officials</li> <li>→ Destination: Paralympic Village, and incentive hotels</li> <li>→ Facilitation at immigration control</li> <li>→ Administrative assistance in the event of lost or delayed luggage/ sports equipment (communication with airlines and their sub-contractors)</li> </ul>
Secondary port of entry	<ul style="list-style-type: none"> <li>→ Welcome and information desk at the exit of the baggage claim area, and in train station halls</li> <li>→ Accessibility support (airport and SNCF services)</li> <li>→ Transport service (based on ADS information and transport privileges)</li> <li>→ TA coaches to official destinations</li> <li>→ Logistic trucks and handlers support (following the Transport Athlete)</li> <li>→ Administrative assistance in the event of lost or delayed luggage/ sports equipment (communication with airlines and their subcontractors, communication with SNCF services)</li> </ul>
AND Service Points	<ul style="list-style-type: none"> <li>→ Welcome and information desk at the exit of the baggage claim area (only in Nice), and in train station halls.</li> <li>→ Accessibility support (airport and SNCF services)</li> <li>→ Transport service (based on ADS information and transport privileges)</li> <li>→ Logistic trucks and handlers support (following the Transport Athlete)</li> <li>→ Administrative assistance in the event of lost or delayed luggage/ sports equipment (communication with airlines and their subcontractors, communication with SNCF services)</li> </ul>

Accreditation validation desks will be available in all terminals at Paris-Charles de Gaulle (CDG) and Paris-Orly (ORY) to allow NPCs to validate their PVCs once the NPC's F-DRM has been completed.

Accreditation validation desks will be open from 07:00-23:00 from 18 August - 8 September 2024. Validation desks will be located in secure zones of the terminals between immigration and the baggage claim area or in the baggage claim area depending on the terminals. Only PVC validation will be possible at CDG and ORY.

### → SELF-DRIVE MOVEMENTS

NPCs organising their own transport to the Paralympic Village are also required to submit arrival information on the ADS. The following information must be provided:

1. Vehicle registration/licence plate number
2. Contact details of an NPC representative travelling in the vehicle
3. Estimated time of arrival (+/- 2 hours)

NPCs who will not use Paris 2024 services from POE will be able to access the Paris 2024 load zones at Parisian POE and the train station in Châteauroux, as follows:

- Information must be submitted on the ADS by 18 July 2024.
- Access will only be provided for buses and logistics trucks. Light vehicles should use public parking areas.
- Access will only be granted for NPCs who are not going to official destinations (Paralympic Villages, bed return hotels), with the exception of Châteauroux.
- Vehicles must arrive no earlier than 30 minutes before the arrival of the delegation at airports and 10-15 minutes before the arrival of the delegation at train stations.

Please note that priority will be given to Paris 2024 vehicles if POE load zones are congested. In this case, staff will direct NPCs to a waiting area.

NPCs organising self-drive arrivals to the Paralympic Village will first need to stop at Village Neubauer, near the Paralympic Village. If the aforementioned information is provided, a temporary VAPP will be issued which will allow the vehicle to proceed to the Paralympic Village TPC. Note that vehicles may be held at Village Neubauer for a short period of time until the TPC load zone can accommodate NPC self-drive arrivals. Please refer to the Chefs de Mission Guide for more details.



## **BAGGAGE AND ATHLETES' OVERSIZED SPORT EQUIPMENT**

To facilitate smooth on-site operations, it is crucial that NPC representatives put luggage tags sent by P2024 on their belongings. Tags show information of NPC and clients should add a name or a sport code depending on the item.

Upon arrival at the POE, it is the responsibility of the passenger and/or baggage manager to claim their own baggage, to check that all baggage have been delivered and accounted for and to check that baggage is not damaged.

All baggage destined for the Paralympic Village and Châteauroux satellite Village will be transported either in the hold of the coaches or by the logistics trucks provided for this purpose.

Logistics staff (handlers) will be present at airports and train stations to assist delegations with the loading and unloading of baggage and athletes oversized sport equipment onto vehicles.

Logistics trucks will be available from the POE to official athlete accommodations, based on the information provided by NPCs on the ADS.

Firearms and ammunition will be transferred from the POE directly to the competition or training venues. All other athlete sports equipment will be transferred from the POE to the Paralympic Villages, the equipment will be temporarily stored at the Paralympic Village and then delivered to the competition venue by the Paris 2024 logistics team.

For the transportation of firearms and ammunition, Paris 2024 strongly recommends using Paris-Charles de Gaulle (CDG) or Paris-Orly (ORY) international airports as Ports of Entry if NPCs wish to benefit from Paris 2024 transfer services. Services will start on 20 August 2024.

Firearms and ammunition will be transported to the competition venue located in Châteauroux (300km from CDG and 260km from ORY) by Paris 2024's official freight forwarder, according to a pre-established process as well as information provided by NPCs on the ADS. In case of self-drive arrivals in Châteauroux, NPCs must first deliver their firearms and ammunition at the National Shooting Centre before going to the Paralympic Village Châteauroux.

At the airports, the delegations will be responsible for collecting their baggage and sports equipment from the baggage reclaim area and for transporting it to the loading area for the logistics vehicles.

Oversized sport equipment will be stored in one of the following locations:

- Village Residential Zone
- Competition venues for boats (Para canoe, Para rowing), firearms and ammunition
- Competition venue for bikes (Para track cycling), wheelchairs (boccia, wheelchair tennis, wheelchair rugby)
- Training venues for racing wheelchairs and throwing frames (Para athletics)
- For delegations departing between 8 and 10 September, participation in Remote-check-in is strongly recommended. This service is available for residents of the Paralympic Village. NPC delegation members who are not staying in the Paralympic Village will only be able to benefit from the remote check-in service if they have access to the Paralympic Village (accreditation or guest pass).

## CEREMONIES

### OPENING CEREMONY

#### → CONCEPT

For the first time in the history of the Paralympic Games, the Paris 2024 Opening Ceremony will not take place inside a stadium, but in the heart of Paris. The Avenue des Champs-Élysées and Place de la Concorde will both be an extraordinary and majestic stage for the athletes representing up to 180 NPC delegations.

The venue offers magnificent views of the city and is closely linked to the history of France and Paris. Place de la Concorde is one of the most important architectural achievements of the age of enlightenment and will be a spectacular backdrop to present the image and values of the Paralympic movement to the world.



## → “PRE-PARADE” ON AVENUE DES CHAMPS-ÉLYSÉES AND PARADE ON PLACE DE LA CONCORDE

We aim to make the athletes’ preparation time exceptional by giving them the opportunity to experience a unique and memorable moment with the spectators. Up to 30 000 people will be along the Champs-Élysées to applaud the athletes and team officials and celebrate with them the opening of the Paralympic Games.

During this “pre-parade”, the athletes and team officials will walk down the Champs-Élysées at a slow pace, in a relaxed and festive atmosphere. The delegations will march in the protocol order validated by the IPC. This part will not be broadcasted and volunteers will be available to assist the flag bearers if needed. At the end of the “pre-parade”, the athletes and team officials will prepare for the official parade.

The broadcasted parade will start at the entrance of Place de la Concorde where the protocol and artistic sequences will also take place. After their parade, the athletes will be invited to sit and enjoy the rest of the ceremony.

Athletes and team officials who do not wish to parade will be invited to stay in the Paralympic Village and watch the Ceremony from there.

## → ATHLETE JOURNEY OVERVIEW

### → DEPARTURES FROM PARALYMPIC VILLAGE

A bus service will be provided from the Paralympic Village, located around 45 minutes from the ceremony venue. Participants staying at the Paralympic Village in Chateauroux during the Games will have to go to the Paralympic Village in Paris to take the transport plan to the Ceremony. There will be no loading zones or parking areas for NPC vehicles on the Place de la Concorde.

Participating athletes and team officials must arrive at the Paralympic Village before their assigned start time in order to board their assigned buses.

### → BUS CONFIGURATION AND ASSIGNMENT

As mentioned during the March 27 Webinar on the athletes’ journey, we are currently working on the allocation of buses for departures to the Ceremony. Due to the configuration of the buses that will be used (25 seats + 6 UFR places) and the composition of the delegations, several NPCs will share the same buses, while respecting the French protocol order as much as possible. We will make sure to have at least 2 people from the same delegation per bus, and to always have a companion from the same delegation with a person in a wheelchair.

Participants may bring their own third wheel to the Ceremony. This must be dismantled and stored in the UFR area next to the user on the way to the Ceremony site.

### → DROP-OFF AND PREPARATION AREA

Athletes and team officials will be dropped off near the holding area, on Avenue Churchill, Avenue des Champs-Élysées or Avenue Roosevelt. On arrival at the buffer zone, there will be two phases:

- A first gathering phase
- A second phase of preparation, during which the delegations will be called upon to prepare themselves in accordance with French protocol before starting the pre-parade.

A wide range of services will be available in the holding area, including accessible and fully accessible toilets, snacks and water, seating, shaded areas, a medical post, a dog area and more. Ponchos will also be available in case of rain.

A Toyota area and an Ottobock stand will be available in the holding area. Details of the solutions on offer can be found in the “Accessibility” section.

### → PRE-PARADE AND PARADE

The pre-parade will be 350 meters long and surrounded on both sides by general public zones. Services such as water, seating areas and accessible and fully accessible toilets will be available along this sequence. During the pre-parade, flag bearers will be accompanied by volunteers who can carry or help carry the delegation flag.

The parade will begin at the entrance on Place de La Concorde, marking the start of the athlete's parade, which will be broadcast. During this sequence, the flag bearers will be invited to march proudly bearing their colors. Following the parade, participants will be invited to join their seating zones, where water will be available on request. Accessible and fully accessible toilets will be available near each seating zone.

### → EARLY DEPARTURES

An early departure service will be available for athletes and team officials who wish to return to the Paralympic Village after the athletes' parade. The pick-up zones for early departures are Avenue des Champs-Élysées and Avenue Churchill.





## → POST-CEREMONY DEPARTURES

Once the Opening Ceremony is over, a bus service will also be available to take athletes and team officials back to the Paralympic Village. The pick-up areas will be the same as the ones used for early departures.

## → FOOD AND BEVERAGE SERVICES

Ceremony participants will have access to the Grab&Go points and the Dining Hall in the Paralympic Village prior to their departure for the Ceremony. Snacks and water will be provided to participants on arrival in the holding area. Water will also be distributed and available on request during the pre-parade and in the seating areas of Place de La Concorde. On their return to the Village, athletes and team officials will have access to the Dining Hall. Further details will be provided later.

## → FLAGS AND FLAG BEARERS

As presented at the Chefs de Mission Seminar and reiterated at the Athletes Journey Webinar, the flag-bearer policy is : 1 or 2 flag bearers per delegation. If there are two, it must be 1 man and 1 female.

Ottobock will be present in the buffer zone to adapt the flag bearers' equipment if necessary.

## → CHATEAUX PARALYMPIC VILLAGE

Participants from Chateauroux will be offered a specific transport plan to get to the Paralympic Village in Paris. On the day of the Ceremony, a 4-hour journey will be required to reach the Paris Village, where participants will be able to join their delegation and take the transport plan to the Ceremony.

Participants from Chateauroux will have the opportunity to attend the entire Opening Ceremony, if they wish, as they will be invited to spend the night at the Paris Paralympic Village on the evening of the Ceremony. Their return journey to Chateauroux is scheduled for the morning of August 29th, for all participants.

## → RISK MANAGEMENT, SECURITY, AND MEDICAL SERVICES

About the safety and security arrangements put in place by Paris 2024 at the Village, there will be an accreditation check for participants as they leave the Village. Buses are equipped with emergency ramps that can be installed in case of breakdown or emergency unloading. The athletes' route will be "clean to clean", as the buses will be sealed and escorted to remain in a secure zone throughout the transfer.

Finally, medical posts and rescue teams will be present on site, both in the holding area and on the Place de la Concorde, to be able to intervene if necessary.

Paris 2024 is working on an emergency plan to mitigate the risks associated with the organization of the Paralympic Games, including the Opening and Closing ceremonies.

**WARNING:** participants in the Opening Ceremony are not allowed to bring luggage. Participants are only allowed to carry a bag with their personal medical effects.

### → ACCESSIBILITY

Accessibility will be guaranteed along the entire route. Surfacing will be laid where it is necessary. Ramps and temporary platforms will also be provided in the athletes' drop-off and pick-up zones to facilitate access to the buses. All buses will be accessible. In the holding and preparation area, seats for athletes and team officials and shaded zones will be available.

Toyota will provide mobility assistance vehicles : 150 Yosh-E (third wheel for wheelchair users) and 40 C+ Walk S (three-wheel seated vehicle). The Toyota team will be available for the athletes in the Paralympic Village, where the installation and removal of the equipment required to use the Yosh-E will take place, and on the ceremony site, where the Toyota vehicles will be provided to the athletes. The pick-up and drop-off areas for these vehicles will be in the holding and preparation area, on the way from and to the load zones. The users will thus keep them throughout the ceremony. The allocation strategy of these vehicles is still under study. Further details will be given later.

Our partner Ottobock will also be available in the Paralympic Village to adapt the flag bearers' equipment if necessary.

During the ceremony, the Ottobock team will be in the holding and preparation area to make last-minute adjustments and repairs. A wheelchair loan service will also be provided by our partner. The loan process is still under study and further details will be given later.



We are also looking into ways of ensuring that the content of the ceremony will be accessible to all participants. A French sign language (FSL) translation and velotyping in both French and English will be displayed on the ceremony screens during the speeches and official oaths.

## CLOSING CEREMONY

Like an unforgettable memory, this Paralympic Closing Ceremony will be marked by audacity, fraternity and emotion. In the heart of the Stade de France, athletes from all around the world will represent their countries/territories one last time at Paris 2024.

The Closing Ceremony will take place at Stade de France, the nation's largest stadium. Stade de France was built for the 1998 FIFA World Cup and will also host Para athletics competition during the Paralympic Games.

Further details will be provided soon.

The ceremony will start at 20:00 and finish at 23:00. Please note that timings are subject to change. Updates will be provided to NPCs later.

The Ceremony will be composed of four main elements (the elements may be alternated between protocol and artistic sequences):

- Flag bearers' parade, in protocol order
- Athletes' parade, en masse without protocol order, symbolising unity between countries
- Protocols elements: official speeches, handover ceremony, extinguishing of the flame to mark the end of the Games, etc.
- Artistic concepts: a series of artistic shows or tableaux, in which Thomas Jolly, the artistic director of the Ceremonies, will express his innovative staging approach, offering an unforgettable show.

## VICTORY CEREMONIES

In principle, Victory Ceremonies will take place at the competition venue for each sport and discipline, with the exception of Victory Ceremonies for the men's and women's Para marathon that will be held in the Stade de France during the Closing Ceremony. During the ceremonies, the medal and a gift will be presented to gold, silver and bronze medallists. The flags of the countries/territories of the medallists

will be raised and the national anthem of the country/territory of the gold medallist will be played. Victory Ceremonies will be conducted in French and English.

During the Victory Ceremonies, the medallists' accreditation must be temporarily handed over to Paris 2024 staff or held out of sight. No participant should carry flags, mascots, or other personal items such as mobile phones, water bottles or cameras. Medallists must also comply with IPC Manufacturer Identification Guidelines.

Upon completion of the photo opportunity after the victory ceremony, each athlete will be required to pass through the mixed zone unless indicated by the athlete escorts and the Paris 2024 sport manager.

During the Victory Ceremony, the athletes are required to stay in line of sight of the doping control team at all times. Therefore, it is imperative that athletes do not deviate from the prescribed routes outlined in the briefing.

## → MEDALS AND DIPLOMAS

Medals and diplomas will be awarded in each event in accordance with the IPC Handbook and the IPC Protocol Guide and Technical Manual on Protocol.

- First place: a gold (silver gilt) medal, a diploma, a Paralympic medallist's pin and a medal box
- Second place: a silver medal, a diploma, a Paralympic medallist's pin and a medal box
- Third place: a bronze medal, a diploma, a Paralympic medallist's pin and a medal box
- Fourth, fifth, sixth, seventh and eighth places: a diploma

Medal boxes, medallist pins and victory diplomas (for athletes ranked first to eighth) will be distributed in the NPC Services Centre at the Paralympic Village. Paralympic Village Châteauroux information will be confirmed later.




# ENVIRONMENTAL RESPONSIBILITY

Paris 2024 has been committed to proposing a different model for the Games, one that is more understated and just as spectacular, and it is mobilising all its energies to achieve this. Paris 2024 is working at all levels of the organisation to reduce its environmental and climate impact. By developing and testing more responsible solutions across all aspects of the organisation, Paris 2024 also hopes to inspire and leave a legacy for more responsible sport.


Paris 2024 is committed to halving its carbon emissions compared with the average for previous editions of the Games (London 2012, Rio 2016).

To achieve this, Paris 2024 is taking action at every level. By relying on 95% existing or temporary infrastructure, by offering twice as much plant-based food, by halving the amount of single-use plastic in catering, by finding a second-life solution for 100% of the temporary infrastructure and furniture on the Games sites, by connecting the venues to the public electricity distribution network to avoid the use of generators and by supplying the venues with 100% renewable electricity.


You can discover the rest of the commitments and actions for more responsible Games on our website.



**USE YOUR REUSABLE  
BOTTLE AND THE WATER  
FOUNTAINS**




**AVOID FOOD WASTE  
AND SORT YOUR WASTE**




**RESPECT THE VENUES  
AND BIODIVERSITY**



**EAT MORE  
RESPONSIBLY**



**TRAVEL WITH A LOW  
CARBON FOOTPRINT**



**SAVE WATER AND ENERGY  
RESOURCES**

## RECOMMENDATIONS

The success of more responsible Games is everyone's responsibility. At all the venues, you have the opportunity to act at your own level and help Paris 2024 achieve its objectives for Games that everyone can be proud of. That's why Paris 2024 encourages you to adopt a few eco-reflexes:

- Using reusable water bottles and water fountains at the Paralympic Village to reduce plastic waste.
- Using the waste sorting system to reduce the volume of waste that is sent to landfill sites.
- Promoting responsible food options and reducing food waste.
- Ensuring the responsible management of water and energy resources.
- Preserving sites and their environment, and respecting equipment to encourage their second life.

## MEDICAL SERVICES

Public health services, including disease surveillance, communicable disease control, food and water quality control and air quality monitoring will be in place throughout France during the Games.

There are no vaccination requirements for entering France. However, all NPC representatives are advised to consult their local physician prior to travelling to France to ensure up-to-date vaccinations for all Vaccine-Preventable Diseases according to pre-travel advice.

A basic summary of medical services at the Games is given below. Full details will be provided in the Healthcare Guide.

## PARALYMPIC VILLAGE POLYCLINIC

The three-storey Danhier Institute, which was renovated in 2021, is a podiatrist and osteopathy school of 3,262m<sup>2</sup>. The institute, which is located in the south-east of the Paralympic Village, will be the Polyclinic for the Paris 2024 Paralympic Games. All the necessary medical services will be provided to athletes and NPC team officials from 18 August to 10 September 2024.

**Polyclinic services will include:**

- Emergency services
- Imaging, with two MRIs, X-ray, and ultrasound
- Laboratory services
- Mental health department
- Pharmacy
- Physical therapy, including cryotherapy (icing and ice bath)

**Specialised consultation:**

- Orthopaedics and Sports Medicine
- Cardiology
- Internal medicine
- Gynaecology
- Podiatry
- Ophthalmology
- Dentistry
- Supply of Ottobock orthopaedic products (orthotic devices & insoles)
- Therapeutic Use Exemption (TUE) office

**MEDICAL SERVICES AT THE PARALYMPIC VILLAGE AND OFFICIAL COMPETITION AND TRAINING VENUES**

The dates of operation of Paris 2024 medical services at competition and non-competition venues are listed below. Medical services will generally be offered during pre-determined operational hours of each venue, but some services at the Paralympic Village Polyclinic, International Broadcast Centre (IBC), and Paralympic Family Hotel (PFH) will be offered 24 hours a day.

LOCATION	DATES	TIMES	SERVICE LEVEL
Paralympic Village Polyclinic	Pre-Games 18 -20 August 2024	From 09:00-17:00	Limited

LOCATION	DATES	TIMES	SERVICE LEVEL
Paralympic Village Polyclinic	Games time 21 August - 8 September 2024	Emergency: 24 hours Information to come for other services	Full
	Post Games 9–10 September 2024	Information to follow	Limited
Official training venues	Depending on the sport and location, first-aid responders will be present or on call.	Opens at same time as first training, closes with last training	Full
Official competition venues	28 August - 8 September 2024	1 hour before competition until 1 hour after	Full

## MEDICAL SERVICES AT SATELLITE PARALYMPIC VILLAGES

The medical services at satellite Villages will be available as follows:

SATELLITE VILLAGE	DATES OF OPERATION	PRIMARY CARE	PHYSICAL THERAPY
Châteauroux	18 August to 7 September 2024	24 hours a day (at competition venue during the day and Village at night)	Daytime services

## NPC DOCTORS

NPC team doctors must register in advance with Paris 2024 to provide medical services to members of their delegation during the Games. Registration will be free of charge and will be open until 28 June 2024.

During the Paris 2024 Paralympic Games, NPC doctors registered by Paris 2024 may:

- Practice medicine only on members of their delegation.
- Prescribe physiotherapy or possible treatments at competition venues or the Paralympic Village Polyclinic.





- Request imaging (X-ray, Ultrasound, MRI, or CT scan) or laboratory tests at the Paralympic Village Polyclinic.
- Prescribe medication. Medication will be dispensed at the Village Polyclinic pharmacy, free of charge, if they are included in the Pharmacy Guide. For medicines not available in the guide, a prescription can be requested from a Paris 2024 doctor. The cost of this will be borne by the NPC.

In cases where it is necessary for an NPC delegate to be transferred to a hospital, an NPC doctor will be able to accompany the patient (if there is enough room in the ambulance) and discuss medical care with hospital staff. The clinical responsibility, however, remains with the admitting physician and will only revert to the NPC doctor upon the patient's discharge from hospital.

## **MEDICAL SERVICES AT VENUES**

The medical services available at competition venues have been validated by International Federations (IFs) and the IPC.

### **→ ATHLETE MEDICAL SERVICES**

At least one dedicated athlete medical station will be available at all competition venues. Each medical station will provide medical services such as first aid, emergency care and sports medicine to athletes, team officials and technical officials.

At most venues there will be an ambulance on site for the evacuation of athletes if needed. If not directly on site, ambulances will be available nearby.

### **→ FIELD-OF-PLAY RESPONSE**

Field-of-Play (FOP) teams will provide first aid and emergency care to athletes and team officials on the FOP should such services be required. If necessary, the patient will be taken from the FOP and transported to the athlete medical station, Paralympic Village Polyclinic, or a designated Games hospital as appropriate. The order of response on the FOP and any decision-making will differ according to the sport and the rules of the respective IF.

## **DESIGNATED GAMES HOSPITALS**

If the necessary medical services cannot be provided at the Paralympic Village Polyclinic or at the venue medical station, the athlete or team official will be transferred to designated Games hospitals in Paris or the co-host city.

Any patient suffering from a life-threatening condition at any of the venue zones will be taken to the nearest hospital.

The following public hospital has been designated as the official hospital for athletes and NPC team officials during the Paris 2024 Paralympic Games:

**GHU AP-HP Nord-Université Paris Cité**  
**(site hospitalier Bichat – Claude Bernard)**  
**46 rue Henri Huchard, 75018 Paris.**

In Châteauroux, the designated hospital is the following:

**Centre hospitalier de Châteauroux**  
**216 avenue de Verdun**  
**36000 Châteauroux**

# PARALYMPIC VILLAGES AND ACCOMMODATION

During the Paris 2024 Paralympic Games, the Paralympic Villages will accommodate 4,400 athletes and team officials. The main Paralympic Village is located north of Paris and will be completed by satellite Paralympic Village in Châteauroux, as well as grooms’ accommodation.

## PARALYMPIC VILLAGES DATES OF OPERATION

VILLAGE	PRE-OPENING	OPENING	CLOSING
Paralympic Village	18 August at 08:00	21 August at 08:00	10 September at 18:00
Paralympic Village Châteauroux	18 August at 08:00	21 August at 08:00	7 September at 18:00
Grooms Village		30 August at 08:00	8 September at 18:00



## SPORT INFORMATION CENTRE

The Sport Information Centre (SIC) will be located in the Halle Maxwell in the Paralympic Village. Each competition venue and the Paralympic Village Châteauroux will also have a Sport Information Desk (SID) where NPCs can go for venue and sport-specific information.

Venue SIDs will work closely with the Sport Information Centre (SIC) at the Paralympic Village.

A variety of services and information will be available at the SIC/SID, including:

- sport-related information, sports publications, event announcements, schedules, results, etc.
- training schedules
- transport, food and beverage services information
- weather information

A reception area and reception desks divided by groups of sports (one desk for several sports) will be available in the SIC to answer specific questions from NPC team officials.

Athletes will not be allowed to access the SIC. Only duly accredited NPC team officials will be allowed to enter the SIC.

A sewing room and Spectrum office (radio spectrum testing and tagging room) will also be available at the SIC. In the Spectrum Office, the team will examine wireless equipment to ensure that it meets the specifications outlined in the radio frequency authorisation certificate.

	LOCATION	DATES	TIME
SIC Paralympic Village	Halle Maxwell	21 August to 8 September	07:00 – 21:00*
Sport information desks (SID)	Competition venues	See “Services” in the Competition venue section	

\*Except on 28 August and 8 September, when the SIC will close at 17:00 for the Opening and Closing Ceremonies.



myInfo (formerly known as Info+) is an official sports reporting and information service platform delivered by the IPC and OBS, with development support from the organising committee. The service is designed to help with the official media coverage during the Paralympic Games. Accredited NPC personnel will have access where needed and for unaccredited members of an NPC, additional access tokens can be requested through the Rate Card (subject to availability).

Please note that most of the information provided on myInfo will also be available on the Paris 2024 Games time website and application.

myInfo will be available as of 15 July 2024, and remain open until 14 August.

CONTENT	DETAILS
Background	Historical data, statistics, competition formats and rules, qualification criteria and venue descriptions
Biographies	Athlete biographies and team, coach, referee, umpire, judge and NPC profiles
Ceremonies	Details about Opening Ceremony, Closing Ceremony and medal ceremonies, including timings and participants
Games News	Flash quotes, press conference highlights, sport previews, news articles, statistic-driven reports, media communications and IPC news
Medals	Medal standings by sport, overall medal standings, and medallists by day, sport and events
Records	World and Paralympic records, including current records, record holders and new/equalled records
Results	Competition results viewable by sport, date and NPC. Includes entry lists, start lists, results and additional sport-specific reports
Schedules	Competition and non-competition schedules, including press conferences, IPC activities and Cultural Olympiad

myInfo is available for users with an internet connection and login account (username and password) from all Paris 2024 venues, as well as remotely. myInfo provides the following features:



- customisation (ability for users to create their own notification overview by selecting only those sports and events of interest to them)
- news/events alerts via email
- hyperlinks to other websites, such as those of the IPC and IFs
- downloadable results books and competition reports
- copy and paste functionality

NPCs will have a free access to myInfo on available laptops at the SIC.

## ***TECHNICAL FILMING AT VENUES***

Technical filming at competition venues is treated on a sport-by-sport and venue-by-venue basis.

For those sports requiring competition footage for the IF and/or NPCs, a match copy service will be provided at the end of each session as per the individual International Federation requirements. Apart from exceptional cases where the footage derives from the video adjudication system, no USB sticks will be provided, but the video will be available for download from a dedicated online platform.

A link/QR code to access the web platform will be shared by the SPT team at the Sport Information Desk within the competition venue. The number of downloads per NPC will be strictly limited and only available for the respective sport. Download of the footage will only be available at the competition venue or in the Paralympic Village.

Three Sport Viewing Rooms are available inside the Bastille Services Centre. Each of them has a 30-person capacity.

Inside these rooms, a device will allow NPCs to use the Content+ service provided by OBS and display competition footage for analysis purposes on the TV available in each room.

## TECHNOLOGY

The IPC, supported by Samsung and Paris 2024, is pleased to offer a cutting-edge Samsung smartphone to each athlete and athlete competition partner participating in the Games. All “Aa” athletes and “Ab” athlete competition partners will receive their Samsung smartphone at the Paralympic Village. These smartphones will come with a SIM card.

Athletes and athlete competition partners are encouraged to use their Samsung smartphones during the Paralympic Games, as they will be a hub for both general and useful information and communication.

## TICKETING AND ACCREDITED SEATING

### GAMES-TIME TICKET SALES

Before and during Games time, available tickets may only be purchased through the CTP.

### COMPLIMENTARY SPORT TICKETS

#### → TEAMS PROGRAMME

NPCs that qualify in team sports will have the opportunity to participate in the Teams ticketing programme for the applicable sports. The following sports are part of the programme: blind football, goalball, sitting volleyball, wheelchair basketball and wheelchair rugby. Each team will have the opportunity to purchase 30 tickets per session that they compete in (preliminary, intermediate, and final rounds).

#### → SAME DISCIPLINE ATHLETES (SDA)

Athletes and officials may access the athletes’ stand during competition for their own discipline(s) without a ticket, upon presentation of their Paralympic Identity and Accreditation Card (PIAC).



### → DIFFERENT DISCIPLINE ATHLETES (DDA)

To enhance the athlete experience, Paris 2024 will offer Different Discipline Athlete (DDA) tickets. The DDA ticketing programme allows athletes to attend competitions of disciplines other than their own free of charge. Châteauroux is excluded from this programme.

Paris 2024 will offer one free ticket per athlete per day for a sport or discipline in which they do not compete. DDA have access through general public flows, and no transport services will be provided. DDA ticket holders need to take public transport to competition venues.

DDA tickets must be requested directly by athletes using a special link that will be provided by Paris 2024 to the Chefs de Mission, following the pre-DRMs.

### → ATHLETES' FRIENDS & FAMILY (AFGF)

Paris 2024 will guarantee two tickets for purchase per competing athlete per session, except for Para triathlon & shooting Para sport for which one ticket for purchase per competing athlete per session is guaranteed. Para athletics – marathon & Para cycling road are the two sports excluded from the programme.

More information on the AF&F ticket programme and booking procedures is available in the Chefs de Mission Guide.

### → TICKET TOUTING

Tickets for the Paris 2024 Paralympic Games are only on sale on the official ticketing website for future spectators from all over the world. No other sales platform is authorised to sell tickets. By buying tickets or hospitality packages outside official channels, the buyer runs the risk that tickets or packages are not delivered to them, or that access to the sports venues will be denied to them by the Paris 2024 Organising Committee in accordance with the ticketing general terms and conditions. In addition, all buyers and/or sellers are informed that the unauthorised sale or resale of tickets outside of the official channels, constitutes an offense under French law, in particular, an offense sanctionable under article 313-6-2 of the French criminal code.

# TRANSPORT

Paris 2024 aims to provide effective, reliable, secure and efficient transport services for athletes, team officials and members of the Paralympic Family. A summary of transport services is given below, all details are available in the NPC Transport Guide.

The transport services will consist of:

- Transport for Athletes (TA)
- Intercity travel
- Public transport (TP)
- Transport Connect (TC)

## TA TRAINING AND COMPETITION SERVICES

The Transport for Athletes (TA) system will provide “bubble-to-bubble” transport services for athletes, NPC team officials (Aa, Ab, Ac, Am and Ao), and chaperones (when on duty), and their personal equipment, from 21 August until 10 September 2024 for competition and training.

The TA system comprises the following services:

- Arrivals and departures from/to Ports of Entry to/from the Paralympic Village.
- Arrivals and departures to/from Ports of Entry to/from the Paralympic Village Châteauroux.
- Transport between the Paralympic Villages and official competition and training venues.
- Opening and Closing Ceremony services.

TA services will vary depending on whether sports are individual sports or team sports. All activation dates and frequencies have been reviewed together with the International Federations (IF) and the IPC to ensure they meet the needs of each sport. Schedule information will be provided in the NPC Transport Guide.

TA vehicles will be accessible as follows:

- low-floor buses with a boarding/disembarking platform
- up to six places for wheelchair users
- handlebar for security
- for those that wish to do so, the possibility to strap their wheelchair to the floor.

TA services will also be available in Châteauroux.





## → INDIVIDUAL SPORTS

Services for individual sports will be provided for athletes and team officials according to the competition and training schedule as well as needs of the sport/discipline.

All the TA lines operating for individual sports are said to be shared, meaning that there are no dedicated buses for delegations, all athletes are moving together regardless the country of origin. Vehicles used on TA lines can be a bus, a coach, a minibus, a minivan or an accessible bus. Buses have a capacity of 50 (30 seated and 20 standing).

## → TEAM SPORTS

To ensure that all team members can travel together, dedicated coach transfers will be provided for athletes and NPC team officials. Services will be provided between the Paralympic Villages and competition/training venues. Depending on the accessibility needs of the sport and the team, Paris 2024 will provide accessible low floor buses that will be converted for the Paralympic Games.

Note that buses will not be allowed to stop anywhere en route to venues.

Services will start on the opening days of the Paralympic Villages according to the needs of teams and the relevant sport.

Team sport bus schedules will be provided by the Sport Information Centre.

The booking and change request process is the following:

- For a training transfer: updates on the existing TA line are possible when adjusting training sessions on the Training Session Booking App or at the Sport Information Centre. Please note that the bus timetables associated with the slots are not flexible. It will not be possible to adjust the Arrival & Departure Law at the venue. Changing in Training Sessions must be made before 16:00 the prior day.
- For a competition transfer: No update on the timings will be available except if there is a change in the competition schedule.

For team sports dedicated transfers: For the competition venues, they can modify the schedules of bus/ coaches in the planned time range of the coaches, with a margin of 15 minutes later from the Village, and 15 minutes earlier from the competition venue. (The time range has been defined and approved by the sport manager and the IF.)

**Example: I have a coach planned for my session at 16:15 from the Village and 20:45 from the competition:**

**I can request a change to leave at 16:30 maximum from the Village. Teams will not be able to leave earlier than 16:15 and later than 16:30.**

**Same for the way back, I can request a departure at 20:30, but I cannot leave earlier than 20:30 and later than 20:45.**

### → SPECTATING ATHLETES

A distinction will be made between same discipline and different discipline spectating athletes.

- Same discipline athletes will be entitled to use the TA service, except for team sports, but must give priority to competing athletes during peak times.
- Same discipline from team sports and different discipline athletes wishing to attend different discipline competitions should use TP and/or TC systems. Athletes will be able to find the most convenient route to venues by using the Paris 2024 Transport app.

## PARALYMPIC ROUTE NETWORK (PRN)

The Paralympic Route Network (PRN) will consist of a network of roads linking all competition venues and main non-competition venues such as the Paralympic Village, Porte Maillot Hub (Paralympic Family Hotels 2 & 3 and Main Press Centre) as well as the International Broadcast Centre (IBC). This will ensure that athletes and officials are able to travel efficiently between the Paralympic Village, competition venues and non-competition venues.

Paralympic lanes will be a subset of the PRN, comprising lanes that can be reserved for Paris 2024 vehicles. Paralympic paths will also be a subset of the PRN, comprising shared lanes that will serve Paralympic destinations.

## TRAVEL TO THE CO-HOST CITY OF CHÂTEAURoux

Transport services will be provided to athletes and team officials for travel between Paris and Châteauroux. Intercity transport services will be provided by coach. Details will be considered according to competition and training schedules. Bus ride to Châteauroux will take 4h15min.



## PUBLIC TRANSPORT

All accredited stakeholders will be entitled to free-of-charge access to public transport (TP) services within the Greater Paris area, from 18 August to 11 September 2024. A physical transport card (Navigo) will be provided during the accreditation validation process for each Games stakeholder with TP privileges. Athletes and Alternate Athletes will have a digital TP card directly on their Samsung phones (distributed at the Paralympic Village) given upon arrival that will work through the Île-de-France Mobilités application. They can only request a physical TP card at any transport desk if digital TP Card is dysfunctional. At the end of the stay, stakeholders must leave the pass in a dedicated collection box at Transport Desks and Port of Entries.

The TP network in Île-de-France is not completely accessible, especially the metro and Regional Express Railway which use old trains and platforms. However, the new metro line 14 is accessible in addition to Paris buses and trams.

In the Greater Paris area, most official venues can be reached by TP or TC. In addition, metro, RER stations and bus stops are within a short walking distance of the Paralympic Village.

Approximate TP hours of operation are as follows:

- Buses from 05:45 – 00:45
- Metro from 05:30 – 01:15 (until 2:15 on Fridays and Saturdays)
- RER from 04:30 – 01:15
- Trams from 05:10 – 01:00

These hours are for information only. Full details will be available on the Paris 2024 Transport Accred app.

In Châteauroux, the competition venue can be reached by public transport, which is free-of charge for all accredited stakeholders as it is a free bus network for all users.

### → TRANSPORT CONNECT (TC)

The Transport Connect service (TC) will be dedicated to accredited stakeholders and its aim will be to complement public transport services. TC will be operational on the same dates as TP, from 18 August to 11 September 2024.

TC services will include regular shuttles and bus routes that connect transport hubs and public transit stations with venues, making it easier to reach venues than with public transport alone.

TC services will use low floor buses with a capacity of two places for wheelchair users. NPCs will have access to TC according to their accreditation entitlements.

As mentioned previously, the TC system will also be available for all spectating athletes to reach competition venues. Spectating athletes can use the Transport app to plan their route. Detailed route information to reach relevant destinations will be available later. Please note that TC drop-off and pick-up zones are located outside venue security perimeters.

## VILLAGE MOBILITY

### → INTERNAL VILLAGE TRANSPORT SERVICE (IVTS)

An internal shuttle service will be proposed to the Paralympic Village residents and guest pass holders, from 20 August to 10 September 2024. Toyota APMs have a 5-seat capacity (or 4 seats + 1 wheelchair space). Shuttle stops will be fixed: they serve the main points of interest in the Village, as well as the residential centres. The shuttle will run every 2 minutes between 07:00 and 23:00 and every 10 minutes from 23:00 to 07:00.

For special events (such as peak arrivals/departures or on Opening and Closing Ceremony days) the shuttle service may be adapted to facilitate Village operations.

### → VILLAGE BIKE SERVICE

A free-of-charge 160-bike service will be available in the Paralympic Village for use within the Paralympic Village only. Bikes will be available in specific areas and will have to be picked up and dropped off in these locations. They must be parked in dedicated bike parking spaces in the Paralympic Village.

NPCs will be able to bring their own bikes to the Paralympic Village. The number allowed and the use of NPCs' own bikes will also be subject to a usage agreement, which will be made available later.

### → E-MOBILITY

All the Paralympic Village residents will have access to a micromobility station-based shared service within the Paralympic Village, from 20 August to 10 September 2024. The service will be composed of three-wheel seated scooters (C+Walk Seated) and GearUp wheelchair pullers.

All the units of both C+Walk seated and GearUp will be distributed across stations (exact positions are now being defined). The service is working with the Kinto app.



## TRANSPORT DESK

A Transport desk will be available in the NPC Services Centre at the Paralympic Village, providing information on TA and other transportation systems.

Team sport bus schedules will be provided at the Transport desk in the Sport Information Centre, which is located in the same building as the NPC Services Centre (Halle Maxwell).

A transport desk will also be available at the Paralympic Village Châteauroux.

## TRANSPORT APP

Paris 2024 will launch a dedicated Games-time Transport app for all accredited stakeholders. This will be different to the Île-de-France Mobilités (IDFM) transport app for public transport.

The main functionalities will include:

- Journey planner to calculate the best itineraries according to user preferences.
- Multimodal app suggesting itineraries that use both public transport services (TP) and Paris 2024 transport services (each accredited stakeholder will only see the Paris 2024 transport services that they are entitled to).
- Real-time travel information (travel time updates, next departures, and alerts).
- Booking functionalities for TX services (available according to user privileges).

Accessibility features:

- Users will be able to specify in the journey planner, through a filter button, if they wish to only display accessible transport modes (way to define accessible transport modes and stops to be studied with transit operators).
- Users will be able to specify if they need an accessible vehicle in the TX booking form.

The Transport App provider complies with accessibility standards such as WCAG 2.0, which defines guidelines and best practices regarding digital accessibility.

The app will be available to download from the Android Play Store and Apple App Store, and will be available in French, English and Spanish.

## **ATHLETES' BAGGAGE AND OVERSIZED SPORT EQUIPMENT**

Athletes' baggage and oversized sport equipment refers to the goods accompanying athletes and NPC team officials.

Baggage loaded onto logistics vehicles will be transported from the various Ports of Entry and arrival points within the Paris region and Châteauroux to the relevant Village or the Paris 2024 hotel.

When oversized athletes sport equipment arrives on French territory, the final storage site will determine the types of transfers and movements during the Games.

Two main categories of movements have been identified for first-time arrivals:

- From Port of Entry or arrival point (airport or train station) to the Paralympic Villages.
- From Port of Entry or arrival point (airport or train station) to competition (e.g., firearms, ammunition, shooting Para sport equipment).

### **→ SPORT EQUIPMENT INTER-VENUE TRANSPORT**

A free-of-charge inter-venue transfer service will be available during the Paralympic Games for oversized athletes sport equipment.

- Transfers will be organised from the Paralympic Village to competition and/or training venues, as well as between competition venues and training venues.
- NPCs can request any kind of inter-venue transfers at the Logistics desk in the NPC Centre (Halle Maxwell).
- Three drop-off and pick-up areas according to the sport for these athletes sport equipment have been identified at the Paralympic Village:
  - close to the Transport Mall – Dora Maar school
  - the studios
  - the island area
- Athletes or team officials will be able to drop-off and pick-up oversized athletes sport equipment at these areas and send them to or from the competition or training venue.
- NPCs will be asked to respect the time slots for the drop-off and collection of athletes sports equipment in the Athletes Sports Equipment Management Zones in the Paralympic Village in Paris.
- An equipment identification and tracking system (specific tag per venue) for each transfer will be used with information to complete.



# SECURITY

In accordance with its letter of guarantee and the IPC's Host City Contract, the French State is responsible for the safety and security of the Paris 2024 Paralympic Games.

The government will coordinate all security matters as well as emergency services, whilst Paris 2024 is responsible for the design, implementation, and execution of security measures at Paris 2024 competition and non-competition venues.

Paris 2024 has partnered with national security agencies to integrate the most effective security arrangements within venues and other official sites.

## SECURITY AT VENUES

### → VENUE INSPECTION AND LOCKDOWN

The Paralympic Villages, as well as the other accommodations and all competition and training venues will undergo a security inspection by specialist government departments and a lockdown period prior to the Games.

During the lockdown period, all security and safety procedures will be implemented, and access controls will be activated with the support of technology measures. However, please note that French legislation does not allow facial recognition. During this period, no person, vehicle, or equipment may enter the venues without accreditation (or other appropriate access devices) and without passing the appropriate security checks.

After the accreditation check, people wishing to access venues will be subject to a personal and property inspection. Personal and baggage inspections for people whose age, mobility or medical reasons do not allow them to undergo the generic procedure are subject to an adapted procedure that takes better account of their specific needs.

### → PARALYMPIC VILLAGES

Access to the Paralympic Village will be based on validated accreditation or other appropriate access devices. Access will be secured by Pedestrian Screening Areas (PSA) and Vehicle Screening Areas (VSA) to ensure that no prohibited items are brought in, and that each person has a valid accreditation.

The main principles of Paralympic Village security are as follows:

- A perimeter entirely enclosed by video-monitored security barriers and equipped with anti-intrusion systems.

- A security inspection conducted by specialised government services prior to opening.
- Village surveillance and access control conducted by private security companies.
- Systematic pedestrian and vehicle control measures.
- Permanent state surveillance of the area surrounding the Paralympic Villages with specialised intervention resources.

At competition venues, areas will be restricted to athletes and team officials. These areas will be secured by accreditation access control points.

### → TRAINING VENUES

After the State services have locked down the venues, access to training venues will be granted on presentation of a Paris 2024 accreditation that allows access to those venues.

A visual accreditation check will be carried out during pedestrian access, as well as a security check (bag opening, magnetometer).

Transport for Athletes (TA) services must be equipped with a Vehicle Access and/or Parking Permit (VAPP) allowing them access to venues. In addition, a seal control will be carried out at the vehicle access point. For other authorised vehicles, an additional control of accreditation of the persons in the vehicles will be carried out. Without this, access will not be granted.

## SECURITY OF TRANSFER AND TRANSPORT OPERATIONS

In Île-de-France, there will be a surveillance system for Paralympic routes under the supervision of the Préfecture de Police.

A “bubble to bubble” system will operate from the Village Transport Mall to/ from training and competition venues. TA vehicles will travel from one secure area to another using Paralympic routes. Athletes and team officials will be allowed to remain inside the vehicle. The process of checking the external parts of the vehicles will be quick. However, these vehicles will have to stop at the Vehicle Screening Area (VSA) and there may be a queue for a few minutes before the inspection.





Athletes and team officials returning from training/competition venues will need to exit the TA vehicle at the Village Transport Mall and enter the Residential Zone through the Pedestrian Screening Area (PSA).

All NPC vehicles with an appropriate VAPP will go through the usual security processes at the VSA. Passengers will also be screened individually.

## PROHIBITED OR RESTRICTED ITEMS POLICY

### → PROHIBITED ITEMS

These items are strictly forbidden in the Paris 2024 venues.

#### AT COMPETITION VENUES

- **Firearms and/or ammunition not used for Games competitions.**
- **Replica weapons:** airsoft firearms, replica weapons and/or reproductions that could cast doubt on the owner's intention.
- **Weapons “of opportunity”:** selfie sticks, everyday blades (such as multi-tools, scissors, razors etc.) that can malevolently be used as a weapon to inflict harm.
- **Explosives, flammable substances, and pyrotechnic devices:** explosive devices, improvised explosive devices, gunpowder, smoke bombs, smoke, flares, fireworks, objects resembling explosive devices, ignition devices.
- **Dangerous substances, doping products, and illegal narcotics:** items likely to infringe the law regulating toxic and noxious substances, narcotics and stimulants or other illegal drugs in France, Europe, and other parts of the world, items corresponding to dangerous materials under French legislation, tear gas, pressurised containers, items corresponding to dangerous materials,
- **Alcoholic beverages.**
- **Glass containers, cans, and tins.**
- **Wireless equipment not authorised without a TAG from French spectrum agency (ANFR):** radios, microphones, broadcasting cameras, drones, satellite links, wireless 4G routers, jamming or scanning equipment, radio scanners.
- **Political, religious, vulgar messaging, or trademarks:** advertising materials, signs, banners, etc. that include a religious or political message, or are deemed contrary to public order. Ropes, carboards, posters, and other items that can be used for demonstrations in the venues,
- **Personal mobility devices, whether electric or not:** bicycles, scooters, rollerblades, skates, gyropods, hoverboards, etc.

- **Objects producing excessive noise:** megaphones, vuvuzelas, air horns.
- **Laser pointers.**

## IN PARALYMPIC VILLAGES

- **Firearms and/or ammunition not used for Games competitions.**
- **Replica weapons:** airsoft firearms, replica weapons and/or reproductions that could cast doubt on the owner's intention.
- **Explosives, flammable substances, and pyrotechnic devices:** explosive devices, improvised explosive devices, gunpowder, smoke bombs, smoke, flares, fireworks, objects resembling explosive devices, ignition devices.
- **Dangerous substances, doping products, and illegal narcotics:** items likely to infringe the law regulating toxic and noxious substances, narcotics and stimulants or other illegal drugs in France, Europe, and other parts of the world, items corresponding to dangerous materials under French legislation, tear gas, pressurised containers, items corresponding to dangerous materials,
- **Wireless equipment not authorised without a TAG from French spectrum agency (ANFR):** radios, microphones, broadcasting cameras, drones, satellite links, wireless 4G routers, jamming or scanning equipment, radio scanner.
- **Political, religious, vulgar messaging, or trademarks:** advertising materials, signs, banners, etc. that include a religious or political message, or are deemed contrary to public order. Ropes, carboards, posters, and other items that can be used for demonstrations in the venues,

## → RESTRICTED ITEMS

These items are authorised at venues but restricted in quantity and/or nature.

## AT COMPETITION VENUES

- **Weapons of opportunity:** only walking aids are authorised,
- **Flammable substances:** only portable oxygen cylinders for medical use are allowed,
- **Containers:** plastic bottles, plastic or metallic flasks/gourd are allowed,
- **Luggage:** large sports bags and large pieces of luggage are permitted,
- **Animals:** only service dogs are allowed,
- **Flags:** only flags of countries and territories participating in the Games are allowed, without rigid flagpoles, and without size restrictions for athletes at competition venues.



## IN PARALYMPIC VILLAGES

- **Weapons of opportunity:** walking aids, everyday blades (such as multi-tools, scissors, razors etc.) that are allowed in planes, that can malevolently be used as a weapon to inflict harm.
- **Flammable substances:** only portable oxygen cylinders for medical use are allowed,
- **Animals:** only service dogs are allowed,
- **Sprays and aerosols:** sprays and aerosols used for daily hygiene such as deodorants are allowed,
- **Objects producing excessive noise:** personal musical instruments and music speakers are allowed,
- **Flags:** only flags of countries and territories participating in the Games are allowed, without rigid poles. No maximum size for athletes at Villages.

## → OBJECTS CONSIDERED AS “TOOLS OF THE TRADE”

Objects authorised at venues only if they are required to carry out professional activities for certain stakeholders.

## AT COMPETITION VENUES

- **Weapon of opportunity:** tools such as hammers, wrenches, saws, screwdrivers, etc. needed to maintain sports equipment and personal mobility aids for people with reduced mobility, but that can malevolently be used as a weapon to inflict harm,
- **Personal mobility devices:** bicycles and other personal means of transport required for on-site competitions,
- **Sprays and aerosols:** sprays and aerosols required for sports and for the treatment of athletes,
- **Photography equipment:** camera lenses larger than 20cm are authorised.
- **Camera equipment:** all equipment used to take photos and videos to analyse athlete performance.
- **Medical equipment for the treatment of athletes.**

## IN PARALYMPIC VILLAGES

- **Weapon of opportunity:** tools such as hammers, wrenches, saws, screwdrivers, etc. necessary to help people settle at villages and the maintenance of sports equipment.
- **Laser pointers** to be used in meetings

→ **Medical equipment for the treatment of athletes.**

At the F-DRM, the Chefs de Mission will receive stickers to be applied on tools of trade that have been registered in advance via Paris 2024 NPC services. The Chef de Mission will be responsible to distribute the stickers to all the delegation.

Please note that for security reasons, the use of drones is strictly forbidden at all competition and non-competition venues of the Paralympic Games.

## **EMERGENCY SERVICES**

### → **EMERGENCY NUMBERS OUTSIDE PARIS 2024 VENUES**

- European emergency number: 112
- Emergency Medical Services (SAMU): 15
- Police: 17
- Fire brigade: 18

Paris 2024 recommends that NPCs do not programme emergency service numbers into mobile phones as speed dial functions can lead to accidental calls to the emergency services.

### → **EMERGENCY NUMBERS THAT SHOULD BE USED AT PARIS 2024 VENUES**

Paralympic Village: +33 9 20 24 48 16

# WHEELCHAIR, ORTHOTIC AND PROSTHETIC REPAIR SERVICES


Ottobock will be the official provider for wheelchair, orthotic and prosthetic repair services for athletes, NPC team officials, IF Games officials and members of the Paralympic Family during the Games. Repairs will be offered free of charge to damaged wheelchairs, orthotics or prostheses that, if not carried out, would either prevent athletes from competing in their events, or delegates from achieving their usual level of independent daily living.

The workshop is located in the Village Plaza and will be the primary facility for wheelchair, orthotic and prosthetic repair services during the Paralympic Games. The dates and times of operation can be found below.

DATES OF OPERATION	TIMES OF OPERATION
18-20 August 2024	10:00-18:00
21 August - 10 September 2024	08:00-23:00

\* On Opening and Closing Ceremony days (28 August and 8 September 2024 respectively) services will be available from 08:00-16:00.

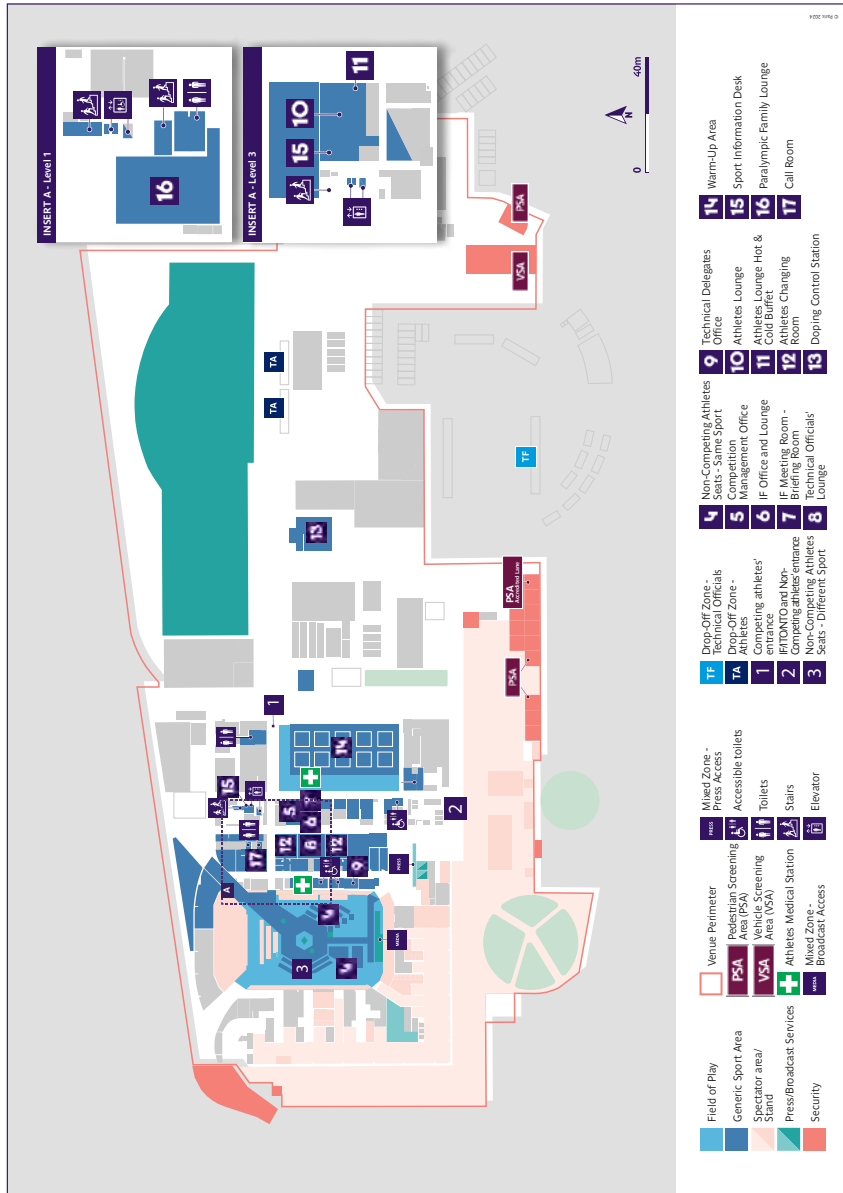
More information about these services will be communicated later.





# ***APPENDICES***

# VENUE MAP





**RESIDENTIAL ZONE**

ITONTO accommodations

Albion

Dauphine

Bastille

Stille

**SERVICES AND OPERATIONS**

Security perimeter

Paralympic Mural

Team Processing Centre

Village Plaza

Operational Zone

Residential services

Pedestrian path

With steps of 1/4"

Zone control point

Entrance/exit

Direction to closest metro station

Information Transport Service (ITS) route

IVTS bus stops

Grab & Go stations

XL Grab & Go station

Laundry desk

Laundry for team

Resident Centre

Super Resident Centre

NPC car park

Main Entry car park

Transport Mall

Main Dining Hall

Fitness Centre

Polyclinic

Weight-in

SFP / OBS / IPC Studios

Bookable meeting room

PLY House

Baggage drop-off

Micro-mobility

Colours & Symbols

Information Centre

Repair Services

**TRAINING VENUES**

1 Main Entry

2 Village Plaza

3 Paralympic Mural

4 Team Processing Centre

5 NPC Service Centre

6 Sport Information Centre

7 Mind Zone

8 Multi-Faith Centre

9 Doping Control Station

10 Village Club

11 Chef de Mission Hall

12 NPC Container storage space

**TRAINING VENUES**

13 Goalball

14 Grab & Go stations

15 Para taekwondo

16 Para powerlifting

17 Wheelchair basketball

18 Wheelchair fencing

19 Judo

20 Judo Judoport: sitting volleyball

21 Access point for Village NPC car park

**VILLAGE PLAZA**

22 Village Reception Lounge

23 Nursery

24 Bank

25 Post office

26 Plaza Café

27 General Store

28 Merchandise store

29 Beauty & Grooming salon

30 Athletes Phone Lounge

31 Colours & Symbols

32 Information Centre

33 Repair Services

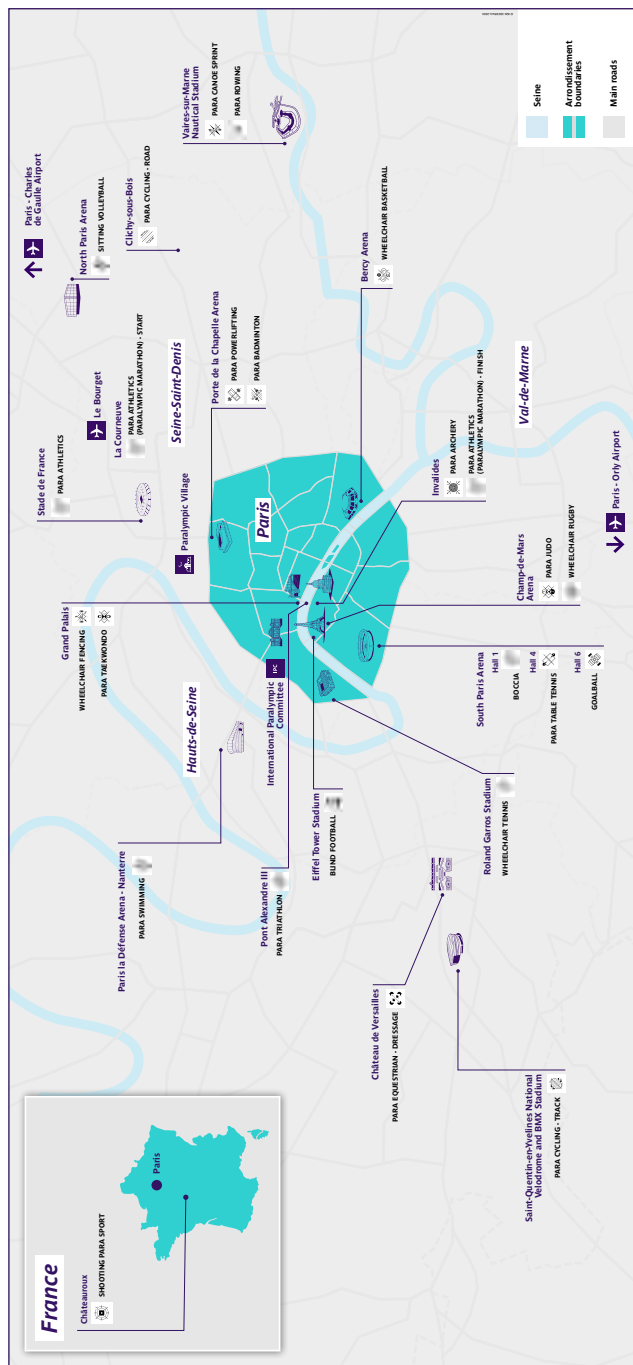
# COMPETITION SCHEDULE

Sport	Competition venue	28 08 DO 14h-17h	29 08 DI	30 08 D2	31 08 D3	01 09 D4	02 09 D5	03 09 D6	04 09 D7	05 09 D8	06 09 D9	07 09 D10	08 09 D11
Ceremonies	Quais de Seine												
Blind Football	Eiffel Tower Stadium												
Bocce	South Paris Arena 1												
Goalball	South Paris Arena 6												
Para Archery	Invalides												
Para Athletics	Stade de France La Courneuve Invalides												
Para Badminton	Porte de la Chapelle Arena												
Para Canoe	Uaires-sur-Marne Nautical Stadium - Flatwater												
Para Cycling Road	Cligny-sous-Bois												
Para Cycling Track	Saint-Quentin-en-Yvelines National Velodrome												
Para Equestrian (Dressage)	Château de Versailles												
Para Judo	Champ-de-Mars Arena												
Para Powerlifting	Porte de la Chapelle Arena												
Para Rowing	Uaires-sur-Marne Nautical Stadium - Flatwater												
Para Swimming	Paris La Defense Arena												
Para Table Tennis	South Paris Arena 4												
Para Taekwondo	Grand Palais												



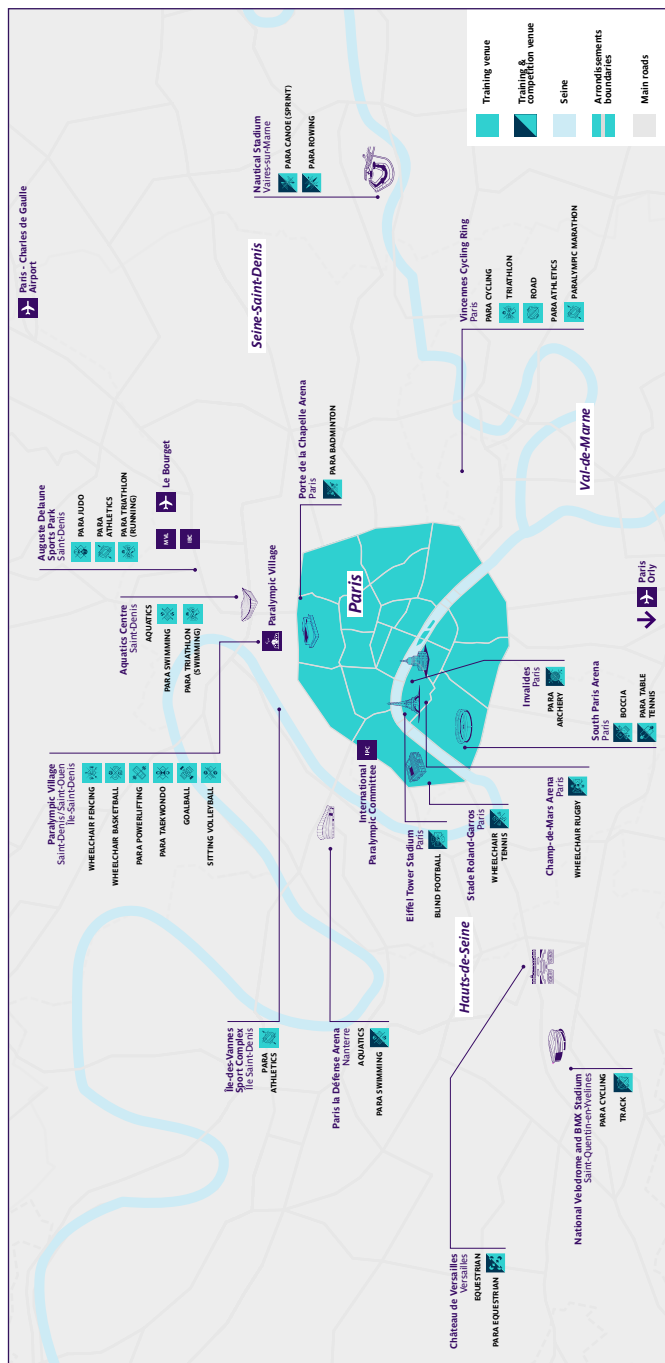
Sport	Competition venue	28 O8 D/O	29 O8 D1	30 O8 D2	31 O8 D3	O1 O9 D4	O2 O9 D5	O3 O9 D6	O4 O9 D7	O5 O9 D8	O6 O9 D9	O7 O9 D10	O8 O9 D11
Para Triathlon	Pont Alexandre III												
Shooting Para Sport	Château de Vincennes Shooting Centre												
Sitting Volleyball	North Paris Arena												
Wheelchair Basketball	Bercy Arena												
Wheelchair Fencing	Grand Palais												
Wheelchair Rugby	Champ-de-Mars Arena												
Wheelchair Tennis	Roland-Garros Stadium												

# PARALYMPIC COMPETITION VENUES





# PARALYMPIC TRAINING VENUES







Paris 2024 thanks its Partners for their dedication.

### Worldwide Partners



### Premium Partners



### Official Partners



### Official Supporters

Abatable	ABEO	Air Liquide	Airweave	Aquatique Show	Arena	CRYSTAL
Doublet Wasserman	DXC Technology	Egis	Enedis	ES Global	Eviden	Fitness Park
Fnac Darty	Garden Gourmet	Gerflor	Groupe RATP	Highfield	Hype	INDIGO
La Poste	Loxam	Lyreco	Miko	Mondo	MTD	Myrtha Pools
OnePlan	Optic 2000	Ottobock	Randstad	Rapiscan Systems	Re-uz	RGS Events
Saint-Gobain	Salesforce	SCC	Schneider Electric	SEDIF	SLX	SNCF
Sodexo Live!	Terrailon	Thermo Fisher Scientific	Tourtel Twist	VINCI	Viparis	Westfield



[www.paris2024.org](http://www.paris2024.org)

 Paris2024 |  Paris2024 |  Paris 2024  
 paris2024 |  Paris 2024 |  paris2024officiel