



# Qatar Entry Visa Guide

## IPC Athletics World Championships

Doha (QAT), October 22 – 31, 2015



## INTRODUCTION

The Doha 2015 Organising Committee would like to introduce the Doha 2015 Qatar Entry Visa Guide. This guide will provide a detailed account of the visa application and distribution process. All Qatar Entry Visa Applications will be processed through the online Accreditation Registration and Visa Application System. Visa applications will automatically be submitted upon the completion and approval of the accreditation registration.

The Doha 2015 Organizing Committee will be facilitating entry visas free of charge for all accredited participants of the Doha 2015 IPC Athletics World Championships. All countries, with the exception of the Gulf Cooperation Council (GCC), must apply for entry visas to enter the State of Qatar.



## Qatar Entry Visa Application Deadlines

### National Paralympic Committees


- **26 July 2015** - Deadline for NPCs to complete data entry and submit all potential participants (Long List) for Accreditation Registration and Visa Application
- **28 September 2015** - Deadline for NPCs to select and submit from the Long List their final participants (Short List) via the online Accreditation Registration and Visa Application system
- **01 October 2015** - LOC/IPC start to confirm entry visa completion and availability for download via the online Accreditation Registration and Visa Application system following validation of NPCs final participants submission (Short List)

NPC Qatar entry visas issuing are based on the NPCs final participants submission (Short List)

### IPC Family & Guests, VIPS, ITOs & Classifiers, Observers Programme, Media & Broadcasting, Contractors

- **01 October 2015** - Deadline for remaining clients groups to submit their Qatar entry visa application via the online Accreditation Registration and Visa Application system.

\*Please note all issued Qatar entry visas are single entry visas to the State of Qatar.



# QATAR ENTRY VISA APPLICATION

## 01. Qatar Entry Visa Application

The first step in applying for a Qatar entry visa is completing your registration through the online Accreditation Registration and Visa Application System.

**IMPORTANT NOTE (1):** It is critical the name entered in the registration matches exactly what is on the applicant's passport.

**PERSONAL DATA (ROMAN LETTERS) : PLEASE ENTER INFORMATION EXACTLY AS IT APPEARS IN THE PARTICIPANT'S PASSPORT**

<b>Title:</b> Mr	<b>Name First</b> Mark	<b>Name Last</b> CHANDLER
	<b>Middle names(s)</b>	
	<b>1st</b> Anthony	<b>2nd</b> Thomas
	<b>3rd</b> Lee	



# QATAR ENTRY VISA APPLICATION

**IMPORTANT NOTE (2):** It is critical that the information submitted through the system matches the applicants' passport details and is both complete and accurate. Discrepancies in the submission may cause delays in Visa approval and issuing.

<b>Nationality</b> Iraq		
Preferred <b>First Name</b> <input type="text"/>	Preferred <b>Last Name</b> <input type="text"/>	
<b>Gender</b> Male	<b>Birth Date</b> 01/09/1990 ← CLICK mm/dd/yyyy	<b>Birth Place</b> Iraq

All fields are required for **VISA request** !

**Passport Number**

0123456789

**Passport Issue Country**

Iraq

**IMPORTANT:**

Please upload a **copy of your passport** (upload under the passport photo)

**Passport Issue Date**

01/06/2010

mm/dd/yyyy **CLICK ON THE CALENDAR SYMBOL**

**ID Type**

**Passport Date of Expiry**


05/01/2016

mm/dd/yyyy **CLICK ON THE CALENDAR SYMBOL!**



# QATAR ENTRY VISA APPLICATION

**IMPORTANT NOTE (3):** To receive an entry visa you must have a valid passport with an expiry date no less than May 01, 2016.

Passport Date of **Expiry**  
**05/01/2016**   
*mm/dd/yyyy* **CLICK ON THE CALENDAR SYMBOL!**


**IMPORTANT NOTE (4):** When uploading your electronic passport copy, please insure the below items are clear visible and readable. This may be on multiple pages.

- Name
- Passport Number
- Passport Expiry Date
- Birthdate
- Gender

**Passport Upload**

no file selected

- maximum 1 MB
- Filetype JPG
- Filetype PDF



# QATAR ENTRY VISA APPLICATION

The below passport nationalities must provide their Arabic Name as it appears on their passport.

Egypt, Algeria, Iraq, Iran, Sudan, Morocco, Yemen, Syria, Tunisia, Somalia, Jordan, Libya, Palestine, Lebanon, Mauritania, Djibouti & Comoros

## NAME ARABIC LETTERS

**First Name**

**Second Name**

**Third Name**

**Fourth Name**

**Last Name**

# QATAR ENTRY VISA APPLICATION COMPLETION NOTIFICATION

## 02. Qatar Entry Visa Application Completion Notification

You can track the progress of your application through the online Accreditation Registration and Visa Application System. Once your Visa Status is “Approved”, your Qatar entry visa has been issued and is available for download.

Doha 2015  
IPC Athletics World Championships

contact:  
phone:  
email:  
[More contacts](#) [EDIT contacts](#) [User Guide](#)

32

LONGLIST PRINT

First name Pref. First name	Last Name Pref. Last Name	Birthday	Profession	Function	Status	Visa Status
				Athlete	COMPLETE pending approval	





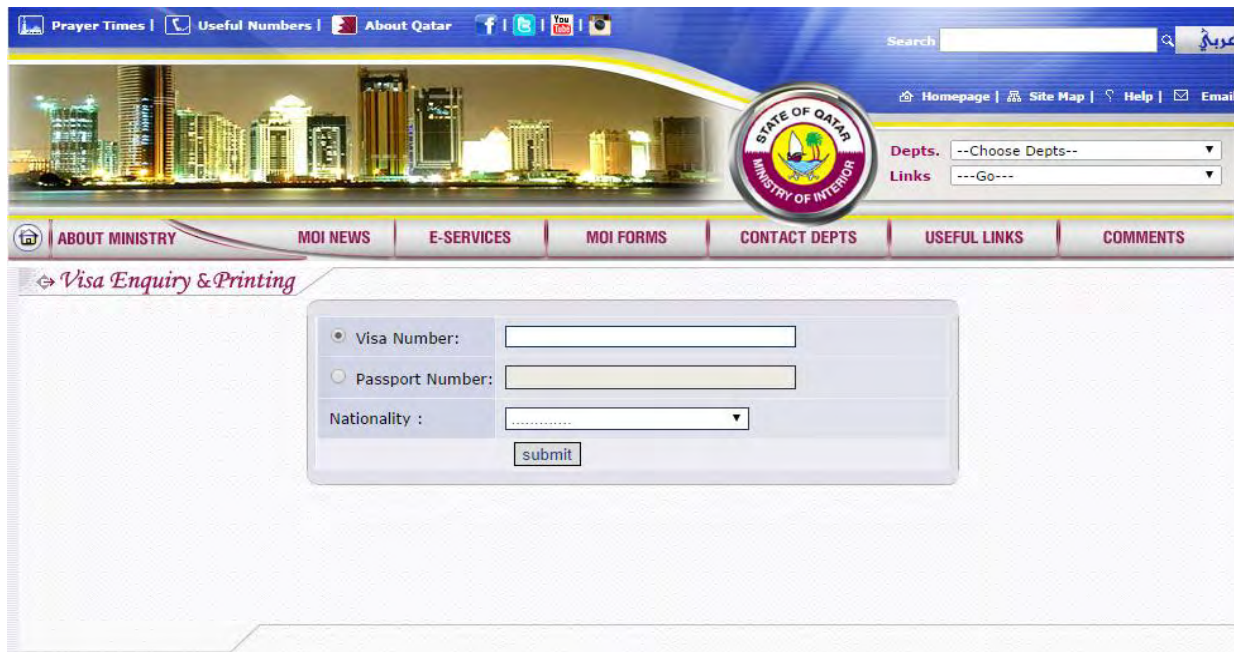
# QATAR ENTRY VISA DOWNLOAD

## 03. Qatar Entry Visa Download

Upon the issuing of your Qatar entry visa, you may download the entry visa from the below website:

<http://www.moi.gov.qa/VsaWeb/Actions?action=getVisaInfoInput&language=English>

**IMPORTANT NOTE (5):** Please DO NOT use Google Chrome when downloading your Visa.



The screenshot displays the official website of the State of Qatar, Ministry of Interior. The page features a blue header with navigation links for Prayer Times, Useful Numbers, and About Qatar, along with social media icons and a search bar. A banner image of the Doha skyline is visible. The main navigation menu includes links for ABOUT MINISTRY, MOI NEWS, E-SERVICES, MOI FORMS, CONTACT DEPTS, USEFUL LINKS, and COMMENTS. The current page is titled "Visa Enquiry & Printing" and contains a form with the following fields:

- Visa Number: [text input field]
- Passport Number: [text input field]
- Nationality : [dropdown menu]
- [submit button]



# QATAR ENTRY VISA DOWNLOAD

To download your Qatar entry visa, please enter the following information:

- Passport Number
- Passport Nationality

**IMPORTANT NOTE (6):** Please do not enter any information in the “Visa Number” field.



The screenshot displays the official website of the State of Qatar, Ministry of Interior. The page features a blue header with navigation links for Prayer Times, Useful Numbers, and About Qatar, along with social media icons and a search bar. A large banner image shows a modern building. The Ministry of Interior logo is prominently displayed. Below the banner, there are dropdown menus for selecting a department and a link. A navigation bar includes links for About Ministry, MOI News, E-Services, MOI Forms, Contact Depts, Useful Links, and Comments. The main content area is titled "Visa Enquiry & Printing" and contains a form with the following fields:

- Visa Number: (empty text box)
- Passport Number: 123456789
- Nationality: U.S.A. (dropdown menu)
- submit (button)



# QATAR ENTRY VISA DOWNLOAD

Once you have entered the above information you will be taken to your Qatar Entry Visa Summary page where you can print or save the entry visa.

**IMPORTANT NOTE (7):** The Qatar Entry Visa Summary page is NOT your Qatar Entry Visa.

Prayer Times | Useful Numbers | About Qatar | Search |

Homepage | Site Map | Help | Email

Depts. --Choose Depts--  
Links ---Go---

ABOUT MINISTRY | MOI NEWS | E-SERVICES | MOI FORMS | CONTACT DEPTS | USEFUL LINKS | COMMENTS

*Visa Enquiry & Printing*

Visa No(772014005568) Info

Visa Number :	772014005568
Name :	Test TEST
Nationality :	United States of America
Passport Number :	123456789
Description Of Visa Owner :	Passport Holder
Gender :	Male
Visa Type :	SPORT
Travel Index :	SINGLE ENTRY
Stay Duration :	1-MONTH
Date of Issue :	01/10/2015
Visa Validity :	1 MONTH
Visa Status :	Available for USE

Companions Information

No Companions



# QATAR ENTRY VISA DOWNLOAD

A Qatar Entry Visa will look like the below example with your passport information inputted.

Print Visa

<b>STATE OF QATAR</b> <b>MINISTRY OF INTERIOR</b> General Directorate of Border Passports and Expatriates Affairs		دولة قطر وزارة الداخلية الإدارة العامة لجوازات المنافذ وشؤون الوافدين
		
<b>Visa Number :</b>		<b>Application Number:</b>
<b>Date of Issue:</b>		<b>Visa Validity :</b>
<b>Description of Visa owner :</b> Passport Holder		<b>Visa Type :</b> SPORT
<b>Purpose of Visa :</b> SPORT		<b>Duration of Residence:</b> 1 - MONTH
<b>Name :</b>		
<b>Nationality :</b>		<b>Gender :</b> Male
<b>Passport Number / Type :</b>		<b>Passport Validity:</b>
<b>Place of Birth:</b>		<b>Date of Birth:</b>
<b>Profession :</b> UNEMPLOYED		
<b>Sponsor Name:</b> QATAR OLYMPIC COMMITTEE		

## QATAR ENTRY VISA DOWNLOAD

- **IMPORTANT NOTE (8):** Please check the accuracy of the information on your Qatar Entry Visa. If any discrepancies are found on your Qatar Entry Visa please email the Doha 2015 Visas Team at the address below:
  - [VisasDoha2015@olympic.qa](mailto:VisasDoha2015@olympic.qa)
- **IMPORTANT NOTE (9):** Please print and carry a copy of your entry visa while travelling as you may be asked to show your entry visa prior to departure and/or upon arrival to Qatar.





Beyond Incredible

THANK YOU

