

Using an online peer learning group to develop a Parasport coaching community

Tiago Duarte, Ph.D. candidate, Diane M. Culver, Ph.D., Kyle Paquette, Ph.D. candidate – Curling Canada

- 
- Curling is a rope that ties communities across Canada!
 - 8th most played sport by Canadians over 15yrs



ONTARIO



- 
- A map of Canada with the province of Ontario highlighted in red. The rest of the country is shown in light gray.
- **194 registered curling clubs**
 - **6 wheelchair curling teams**

LITERATURE REVIEW

- Social Interactions at the core of coach development (Cregan et al., 2007; Cushion et al., 2010)
- Communities of Practice have been implemented to stimulate social learning in several areas (Wenger-Trayner et al, 2011).



CHALLENGES



uOttawa

- Address “real issues”
- **FEW** training opportunities
(e.g., Duarte & Culver, 2014)
- **FEW** occasions for social interactions
(e.g., Davey, 2015)
- **HIGH** costs of professional development
(e.g., MacMaster et al., 2012)

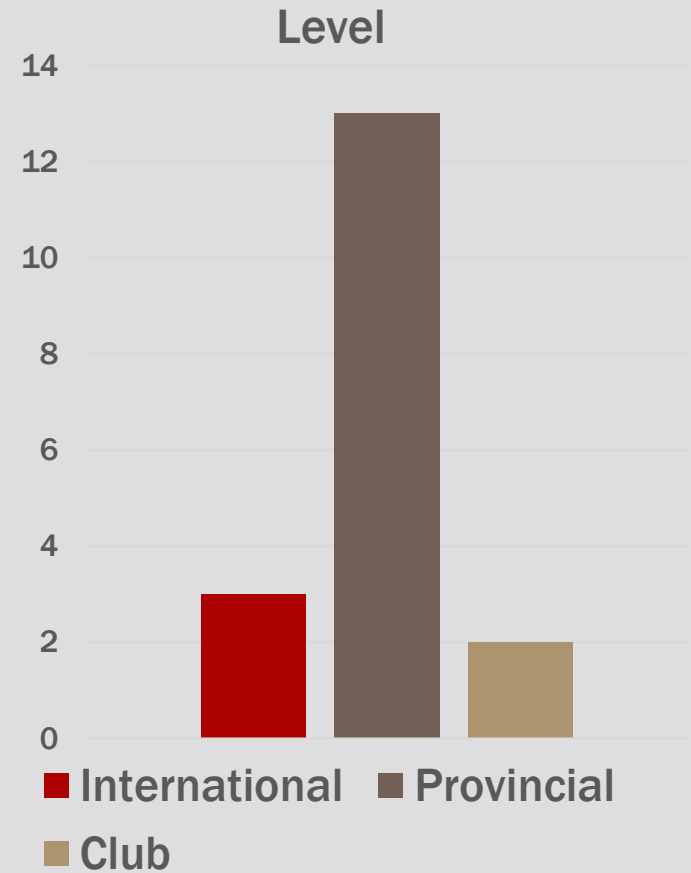
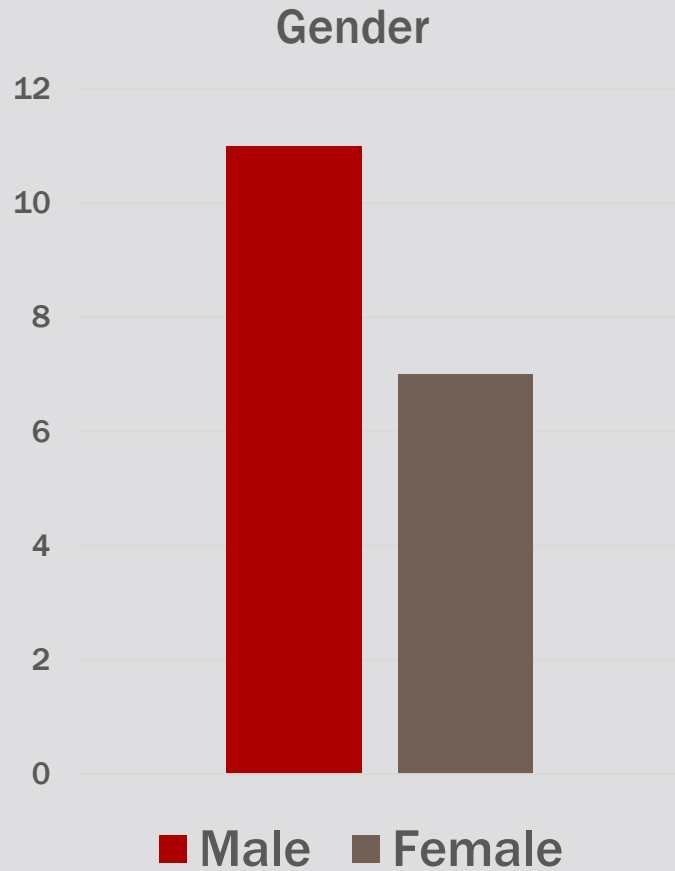
OPPORTUNITY



■ Peer Learning Group - Enabling environment

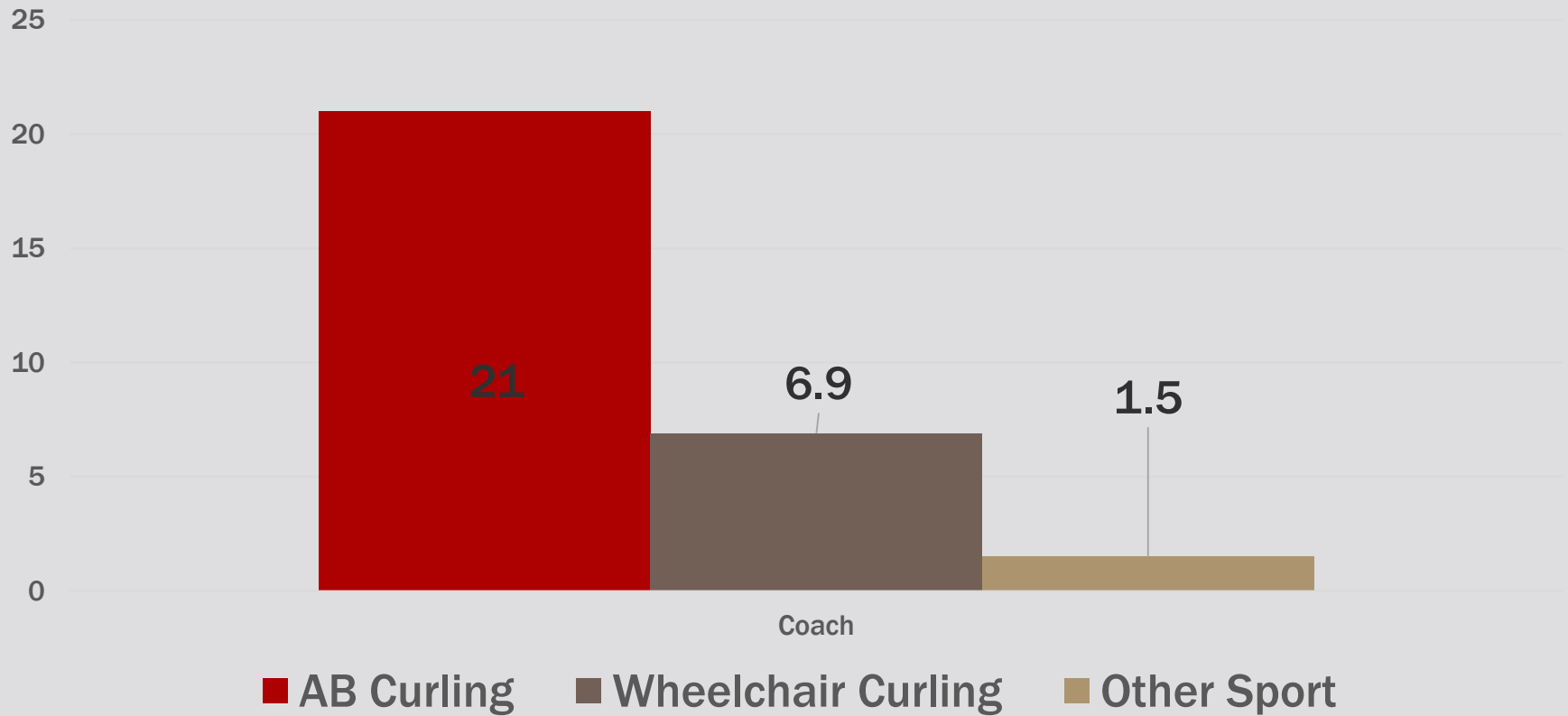


COACHES



COACHES (AGE = AVG 60.2 YRS)

Years Coaching



PROJECT

Phase 1

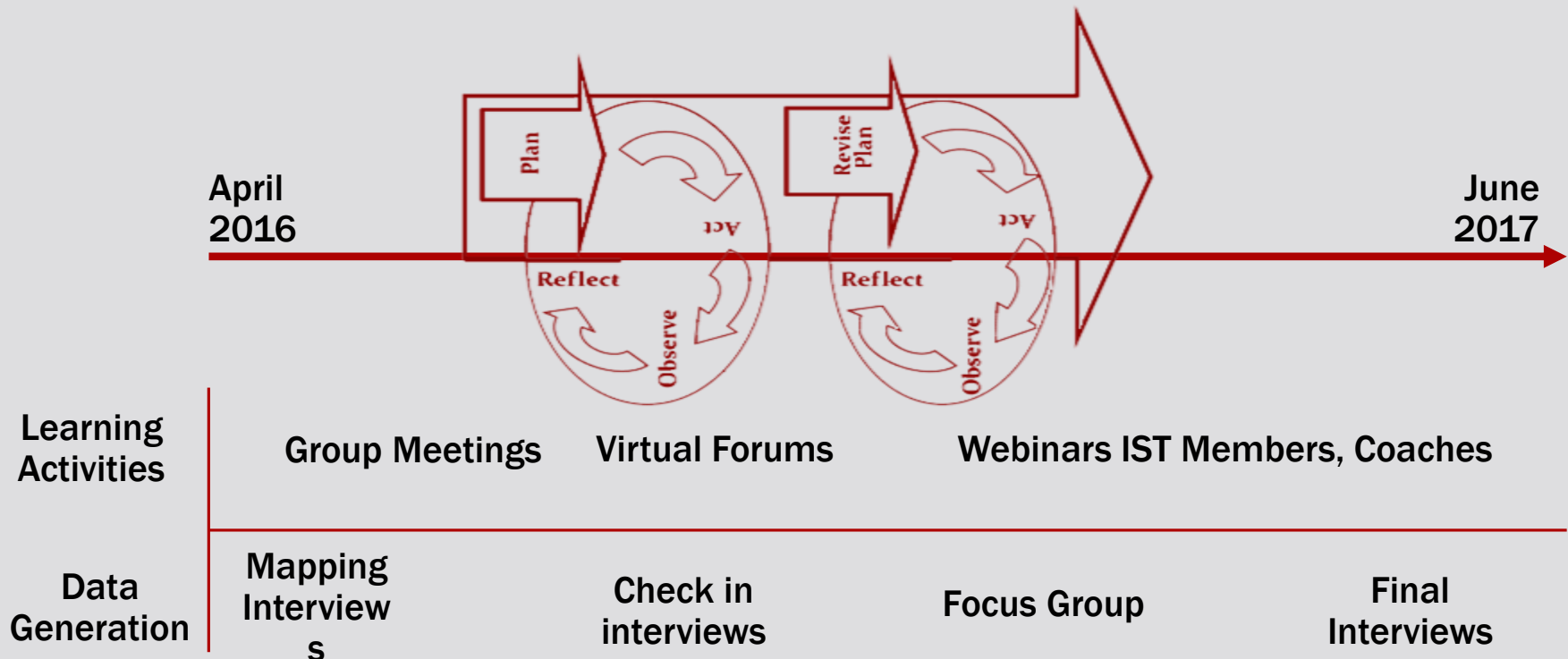
Establish Goals

Phase 2

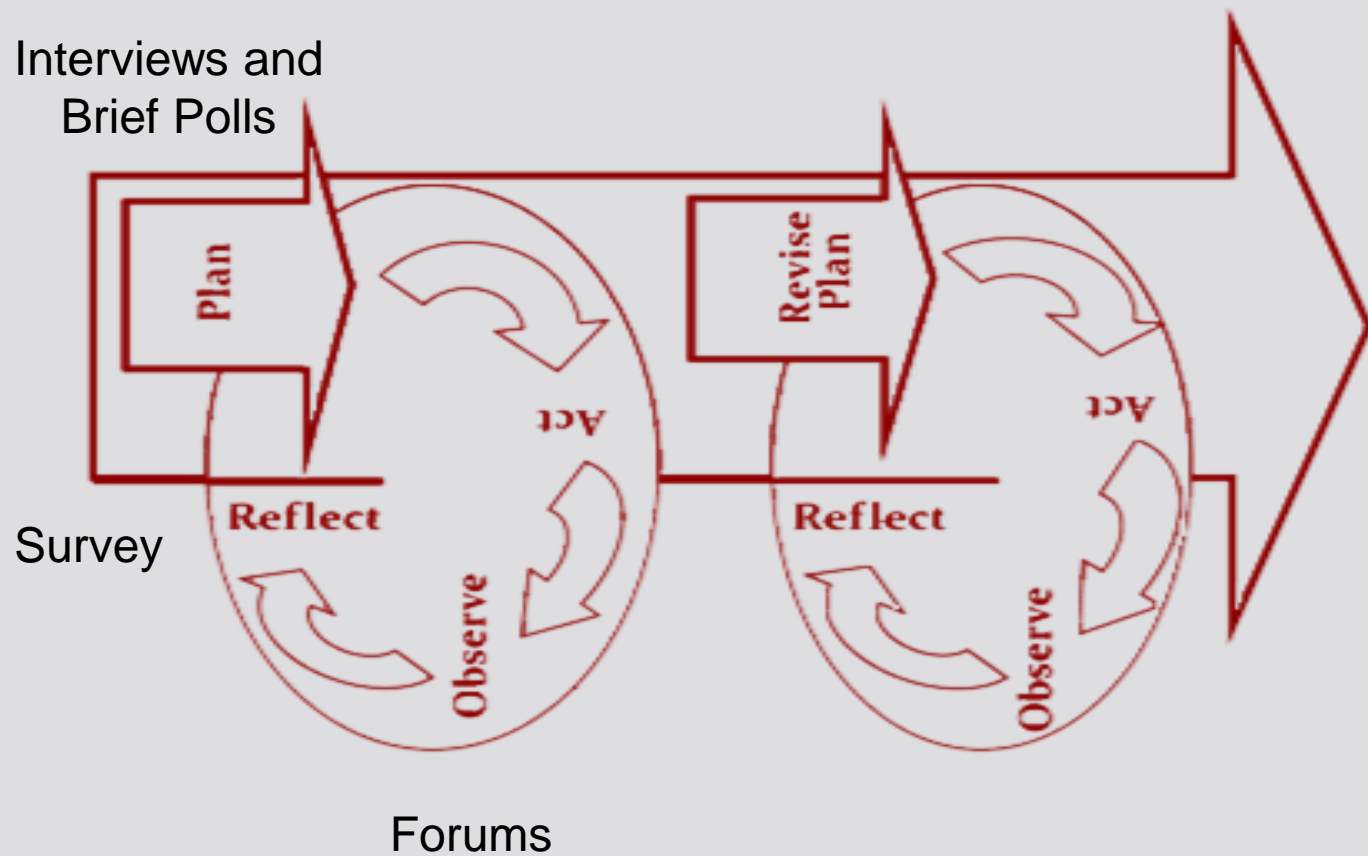
Learning Opportunities

Phase 3

Assessing the Value



INTERVENTION LOOPS



FINDINGS (PRE-PLG)



-
- | | |
|---|--|
| ■ Training opportunities specific to wheelchair | ■ Mainly at NTP camps (few coaches could attend) |
|---|--|
-
- | | |
|-------------------------------------|--|
| ■ Occasions for social interactions | ■ Mainly limited to National Championships (1x year) |
|-------------------------------------|--|
-
- | | |
|-------------------------------------|---|
| ■ Costs of professional development | ■ Prohibitive for the majority of coaches |
|-------------------------------------|---|
-

FINDINGS



uOttawa



■ Enabling Environment

- **More** Training opportunities

- **More** occasions for social interactions

- **Lower** costs of professional development

■ Use of **Online Tools**

- **4** Webinars by coaches

- **4** Webinars by IST

- **493** Virtual Interactions

- **3** Face-2-Face meetings

- **167** PD credits provided for **free** for the coaches

FINDINGS CONT.

- “The project created a community that has given people information that they would never have accessed otherwise.”
- **8.2** Average participation in webinars and group meetings
- **40** Documents uploaded
 - (all coaches downloaded at least one document)
- **50** discussion topics
 - average participation of **9.6** interactions per topic

BEST PRINCIPLES

- Curling Canada provided **enabling** resources



- Coaches **actively** participated

- Researchers **as** social learning **facilitators**

THANK YOU



tduar016@uottawa.ca

- This research was funded by SSHRC, OGS, Canada Graduate Scholarships, and Sport Canada Research Initiative