



Competition Schedule

As of MON 5 NOV 2018

| Date | Start Time | Game | Location |
|-----------|------------|--------------------------------|-----------|
| TUE 6 NOV | 15:00 | Round Robin, Game 1 AUS vs FIN | Vierumaki |
| WED 7 NOV | 15:00 | Round Robin, Game 2 CHN vs AUS | Vierumaki |
| THU 8 NOV | 15:00 | Round Robin, Game 3 FIN vs CHN | Vierumaki |



Tournament Progress

As of THU 8 NOV 2018

| Rank | Team | GP | W | OTW | OTL | L | GDF | GF:GA | PTS |
|------|------|----|---|-----|-----|---|-----|--------|-----|
| 1 | CHN | 2 | 2 | 0 | 0 | 0 | +45 | 45 : 0 | 6 |
| 2 | FIN | 2 | 1 | 0 | 0 | 1 | 0 | 6 : 6 | 3 |
| 3 | AUS | 2 | 0 | 0 | 0 | 2 | -45 | 1 : 46 | 0 |

| Game | Group | Date | Time | Teams | Results | 1 | 2 | 3 | OT | PSS | Venue |
|------|-------|-----------|-------------|-----------|---------|--------|--------|--------|----|-----|-----------|
| 1 | | TUE 6 NOV | 15:00 GMT+2 | AUS - FIN | 1 - 6 | 0 - 3 | 0 - 2 | 1 - 1 | | | Vierumaki |
| 2 | | WED 7 NOV | 15:00 GMT+2 | CHN - AUS | 40 - 0 | 14 - 0 | 15 - 0 | 11 - 0 | | | Vierumaki |
| 3 | | THU 8 NOV | 15:00 GMT+2 | FIN - CHN | 0 - 5 | 0 - 2 | 0 - 2 | 0 - 1 | | | Vierumaki |

Note:
Rank within each group is based on points. For tie-break rules see 'Competition Format and Rules'.

| Legend: | | | | | | | | | |
|------------|---------------|------------|--------------|------------|-----------------------|-----------|---------------|------------|-----------------|
| 1 | 1st period | 2 | 2nd period | 3 | 3rd period | GA | Goals against | GDF | Goal difference |
| GF | Goals for | GP | Games played | PSS | Penalty shot shootout | L | Losses | OT | Overtime |
| OTL | Overtime loss | OTW | Overtime win | PTS | Points | W | Wins | | |

**Competition Officials**

As of MON 5 NOV 2018

| Function | No. Name | NOC |
|--------------------------|----------------------|---------------|
| On-Ice Officials | | |
| Referee | LUTCHKE Owe | NOR - Norway |
| Linesman | LONNQVIST Tom | FIN - Finland |
| | LUNDEN Andreas | SWE - Sweden |
| | NIITTYLA Lari | FIN - Finland |
| Off-Ice Officials | | |
| Tournament Chairman | KARLSSON Lars George | SWE - Sweden |
| Referee Supervisor | HANSSON Joel | SWE - Sweden |
| Result Manager | RISSANEN Heli | FIN - Finland |

Note:

Officials data may be updated until start of competition



Game Officials Assignment

As of WED 7 NOV 2018

| G | Teams | Venue | Date Time | On-ice Officials | Supervisors | Others |
|---|---|-------|-----------------|---|--|--|
| 1 | AUS - FIN Colour: (yellow) (blue) Bench: (left) (right) | VIE | TUE 6 NOV 15:00 | Ref LUTCHKE O (NOR) LM LONNQVIST T (FIN) LM LUNDEN A (SWE) | GS KARLSSON LG (SWE) RS HANSSON J (SWE) | SK LEHTIO A (FIN) TK LUUKKOLA K (FIN) |
| 2 | CHN - AUS Colour: (red) (yellow) Bench: (left) (right) | VIE | WED 7 NOV 15:00 | Ref LUNDEN A (SWE) LM LONNQVIST T (FIN) LM NIITYLA L (FIN) | GS KARLSSON LG (SWE) RS HANSSON J (SWE) | SK LEHTIO A (FIN) TK LUUKKOLA K (FIN) |
| 3 | FIN - CHN Colour: (blue) (yellow) Bench: (left) (right) | VIE | THU 8 NOV 15:00 | Ref LUTCHKE O (NOR) LM LONNQVIST T (FIN) LM NIITYLA L (FIN) | GS KARLSSON LG (SWE) RS HANSSON J (SWE) | SK LEHTIO A (FIN) TK LUUKKOLA K (FIN) |

| | | | | | | | |
|-----------|--------------------|-----------|-----------------|-----------|------------|------------|-----------|
| G | Game number | GS | Game supervisor | LM | Linesman | Ref | Referee |
| RS | Referee supervisor | SK | Scorekeeper | TK | Timekeeper | VIE | Vierumäki |



Team Roster

As of MON 5 NOV 2018

Initial Registration 5 NOV 2018

AUS - Australia

| No. | Name | Pos. | Gender | Date of Birth | Club | Registration * |
|-----|------------------|------|--------|---------------|------------------------------|----------------|
| 6 | PLAYER Xavier | F | M | 23 APR 1988 | Melbourne Sentinels, (AUS) | |
| 7 | SIEGLOFF Bill | D | M | 16 JUN 1971 | Melbourne Sentinels, (AUS) | |
| 10 | LIDDICOAT Jarred | F | M | 19 AUG 1988 | Queensland Wolverines, (AUS) | |
| 14 | CHIVERS Joseph | GK | M | 20 JUN 1988 | Melbourne Sentinels, (AUS) | |
| 53 | BELLING Darren | F | M | 18 DEC 1965 | Queensland Wolverines, (AUS) | |
| 54 | JACKSON Martin | D | M | 18 FEB 1978 | Melbourne Sentinels, (AUS) | |
| 68 | COOK Geoffry | GK | M | 26 JUN 1983 | Queensland Wolverines, (AUS) | |
| 72 | SAUER Jason | F | M | 25 MAY 1972 | Queensland Wolverines, (AUS) | |
| 85 | JOOS Theodore | F | M | 8 AUG 1985 | Melbourne Sentinels, (AUS) | |
| 88 | MARKOVIC Zeljko | D | M | 26 MAR 1967 | Queensland Wolverines, (AUS) | |

Average Age: 39

Total: 8 players and 2 goalkeepers

Team Officials:

| Function | Name | Citizenship | Date of Birth |
|-------------------------|-----------------|-------------|---------------|
| Head Coach: | FARMER Gary | GBR | 21 SEP 1984 |
| Assistant Coach: | STADTMILLER Ben | AUS | 24 JAN 1985 |
| Team Leader: | POYNTON Emma | AUS | 28 MAY 1981 |

Note:

* Registration date of single players is only shown when different from Initial Registration date

Legend:

| | | | |
|--------------------------|----------------------|----------------------|---------------|
| D Defence | F Forward | GK Goalkeeper | M Male |
| No. Jersey number | Pos. Position | | |



Team Roster

As of MON 5 NOV 2018

Initial Registration 5 NOV 2018

CHN - China

| No. | Name | Pos. | Gender | Date of Birth | Club | Registration* |
|-----|----------------|------|--------|---------------|------------------|---------------|
| 1 | WANG Wei | GK | M | 21 SEP 1994 | NPC China, (CHN) | |
| 5 | BAI Xue Song | F | M | 10 JUN 1992 | NPC China, (CHN) | |
| 7 | XU Jin Qiang | D | M | 6 MAR 1990 | NPC China, (CHN) | |
| 8 | WANG Zhi Dong | F | M | 15 JUL 2000 | NPC China, (CHN) | |
| 10 | LI Zhen Yang | D | M | 8 OCT 1991 | NPC China, (CHN) | |
| 12 | CHE Hang | F | M | 25 DEC 1997 | NPC China, (CHN) | |
| 15 | SONG Xiao Dong | F | M | 1 NOV 1997 | NPC China, (CHN) | |
| 16 | GUO Xi Zhu | F | M | 17 MAR 1990 | NPC China, (CHN) | |
| 17 | SHEN Yi Feng | F | M | 22 APR 1998 | NPC China, (CHN) | |
| 18 | WANG Ju Jiang | F | M | 15 JUL 1996 | NPC China, (CHN) | |
| 19 | ZHANG Zheng | F | M | 28 JUL 1998 | NPC China, (CHN) | |
| 20 | JI Yan Zhao | GK | M | 29 SEP 1990 | NPC China, (CHN) | |
| 22 | HU Guang Jian | D | M | 27 JAN 1997 | NPC China, (CHN) | |
| 23 | CUI Yu Tao | F | M | 16 JUN 1985 | NPC China, (CHN) | |
| 24 | ZHU Zhan Fu | D | M | 19 DEC 1999 | NPC China, (CHN) | |

Average Age: 24

Total: 13 players and 2 goalkeepers

Team Officials:

| Function | Name | Citizenship | Date of Birth |
|---------------------------|--------------------|-------------|---------------|
| Head Coach: | SHARSHUKOV Nikolay | RUS | 13 AUG 1960 |
| Assistant Coach: | LI Feng | CHN | 13 MAR 1972 |
| Assistant Coach: | YIN Ji Wu | CHN | 6 OCT 1957 |
| Team Leader: | GUAN Ai Hong | CHN | 13 APR 1966 |
| Team Leader: | ZHANG Jun Jie | CHN | 17 MAR 1963 |
| Equipment Manager: | YU Bin | CHN | 30 APR 1989 |

Note:

* Registration date of single players is only shown when different from Initial Registration date

Legend:

D Defence **F** Forward **GK** Goalkeeper **M** Male
No. Jersey number **Pos.** Position



Team Roster

As of MON 5 NOV 2018

Initial Registration 5 NOV 2018

FIN - Finland

| No. | Name | Pos. | Gender | Date of Birth | Club | Registration * |
|-----|-------------------|------|--------|---------------|------------------------|----------------|
| 6 | VESIKANSA Markku | F | M | 6 JUN 1986 | Kiekko-Nikkarit, (FIN) | |
| 8 | ROPONEN Jani | D | M | 14 FEB 1980 | Kiekko-Nikkarit, (FIN) | |
| 12 | PAKARINEN Lasse | D | M | 7 DEC 1974 | Kiekko-Nikkarit, (FIN) | |
| 13 | HIRVELA Markku | F | M | 1 DEC 1966 | Kiekko-Nikkarit, (FIN) | |
| 16 | ALESTALO Aki | F | M | 11 JUL 1982 | Kiekko-Nikkarit, (FIN) | |
| 17 | KANGASTIE Harri | F | M | 1 JUN 1984 | Kiekko-Nikkarit, (FIN) | |
| 19 | OUTINEN Lauri | F | M | 19 AUG 1994 | Kiekko-Nikkarit, (FIN) | |
| 20 | JOENSUU Seppo | D | M | 11 JUN 1958 | Kiekko-Nikkarit, (FIN) | |
| 25 | HIMANEN Juhamatti | D | M | 16 FEB 1985 | Kiekko-Nikkarit, (FIN) | |
| 26 | ROVIO Eemi | F | M | 17 JUL 2002 | Sisujengi, (FIN) | |
| 27 | OJALA Samuel | F | M | 29 SEP 1995 | Kiekko-Nikkarit, (FIN) | |
| 35 | KARKO Timo | GK | M | 28 SEP 1982 | Kiekko-Nikkarit, (FIN) | |
| 71 | KONOLA Jyrki | D | M | 24 AUG 1971 | Kiekko-Nikkarit, (FIN) | |

Average Age: 36

Total: 12 players and 1 goalkeepers

Team Officials:

| Function | Name | Citizenship | Date of Birth |
|-------------------------|--------------|-------------|---------------|
| Head Coach: | KANGAS Antti | FIN | 17 JAN 1977 |
| Assistant Coach: | LAINEN Esko | FIN | |
| Team Leader: | KONOLA Jyrki | FIN | 24 AUG 1971 |
| Team Staff: | ROVIO Tomi | FIN | |

Note:

* Registration date of single players is only shown when different from Initial Registration date

Legend:

| | | | |
|--------------------------|----------------------|----------------------|---------------|
| D Defence | F Forward | GK Goalkeeper | M Male |
| No. Jersey number | Pos. Position | | |



Tournament Progress

As of THU 8 NOV 2018

| Rank | Team | GP | W | OTW | OTL | L | GDF | GF:GA | PTS |
|------|------|----|---|-----|-----|---|-----|--------|-----|
| 1 | CHN | 2 | 2 | 0 | 0 | 0 | +45 | 45 : 0 | 6 |
| 2 | FIN | 2 | 1 | 0 | 0 | 1 | 0 | 6 : 6 | 3 |
| 3 | AUS | 2 | 0 | 0 | 0 | 2 | -45 | 1 : 46 | 0 |

| Game | Group | Date | Time | Teams | Results | 1 | 2 | 3 | OT | PSS | Venue |
|------|-------|-----------|-------------|-----------|---------|--------|--------|--------|----|-----|-----------|
| 1 | | TUE 6 NOV | 15:00 GMT+2 | AUS - FIN | 1 - 6 | 0 - 3 | 0 - 2 | 1 - 1 | | | Vierumaki |
| 2 | | WED 7 NOV | 15:00 GMT+2 | CHN - AUS | 40 - 0 | 14 - 0 | 15 - 0 | 11 - 0 | | | Vierumaki |
| 3 | | THU 8 NOV | 15:00 GMT+2 | FIN - CHN | 0 - 5 | 0 - 2 | 0 - 2 | 0 - 1 | | | Vierumaki |

Note:
Rank within each group is based on points. For tie-break rules see 'Competition Format and Rules'.

| Legend: | | | | | | | | | |
|------------|---------------|------------|--------------|------------|-----------------------|-----------|---------------|------------|-----------------|
| 1 | 1st period | 2 | 2nd period | 3 | 3rd period | GA | Goals against | GDF | Goal difference |
| GF | Goals for | GP | Games played | PSS | Penalty shot shootout | L | Losses | OT | Overtime |
| OTL | Overtime loss | OTW | Overtime win | PTS | Points | W | Wins | | |



Game Roster

As of TUE 6 NOV 2018

AUS - FIN

Referee

LUTCHKE Owe (NOR)

Linesmen

LONNQVIST Tom (FIN) , LUNDEN Andreas (SWE)

Goalkeepers

Team: AUS

| No. | Name | Gen | GP | MIP | GA | SVS | SOG | SVS% | GAA |
|-----|----------------|-----|----|-------|----|-----|-----|------|------|
| 14 | CHIVERS Joseph | M | 0 | 00:00 | 0 | 0 | 0 | 0.00 | 0.00 |
| 68 | COOK Geoffry | M | 0 | 00:00 | 0 | 0 | 0 | 0.00 | 0.00 |

Team Roster

Team: AUS (yellow)

| No. | Pos. | Name | Gen | GP | G | A | PTS | PIM | +/- |
|-----|------|------------------|-----|----|---|---|-----|-----|-----|
| 6 | F | PLAYER Xavier | M | 0 | 0 | 0 | 0 | 0 | 0 |
| 7 | D | SIEGLOFF Bill | M | 0 | 0 | 0 | 0 | 0 | 0 |
| 10 | F | LIDDICOAT Jarred | M | 0 | 0 | 0 | 0 | 0 | 0 |
| 14 | GK | CHIVERS Joseph | M | 0 | 0 | 0 | 0 | 0 | 0 |
| 53 | F | BELLING Darren | M | 0 | 0 | 0 | 0 | 0 | 0 |
| 54 | D | JACKSON Martin | M | 0 | 0 | 0 | 0 | 0 | 0 |
| 68 | GK | COOK Geoffry | M | 0 | 0 | 0 | 0 | 0 | 0 |
| 72 | F | SAUER Jason | M | 0 | 0 | 0 | 0 | 0 | 0 |
| 85 | F | JOOS Theodore | M | 0 | 0 | 0 | 0 | 0 | 0 |
| 88 | D | MARKOVIC Zeljko | M | 0 | 0 | 0 | 0 | 0 | 0 |

Head Coach: FARMER Gary

Team: FIN

| No. | Name | Gen | GP | MIP | GA | SVS | SOG | SVS% | GAA |
|-----|------------|-----|----|-------|----|-----|-----|------|------|
| 35 | KARKO Timo | M | 0 | 00:00 | 0 | 0 | 0 | 0.00 | 0.00 |

Team: FIN (blue)

| No. | Pos. | Name | Gen | GP | G | A | PTS | PIM | +/- |
|-----|------|-------------------|-----|----|---|---|-----|-----|-----|
| 6 | F | VESIKANSA Markku | M | 0 | 0 | 0 | 0 | 0 | 0 |
| 8 | D | ROPONEN Jani | M | 0 | 0 | 0 | 0 | 0 | 0 |
| 12 | D | PAKARINEN Lasse | M | 0 | 0 | 0 | 0 | 0 | 0 |
| 13 | F | HIRVELA Markku | M | 0 | 0 | 0 | 0 | 0 | 0 |
| 16 | F | ALESTALO Aki | M | 0 | 0 | 0 | 0 | 0 | 0 |
| 17 | F | KANGASTIE Harri | M | 0 | 0 | 0 | 0 | 0 | 0 |
| 19 | F | OUTINEN Lauri | M | 0 | 0 | 0 | 0 | 0 | 0 |
| 20 | D | JOENSUU Seppo | M | 0 | 0 | 0 | 0 | 0 | 0 |
| 25 | D | HIMANEN Juhamatti | M | 0 | 0 | 0 | 0 | 0 | 0 |
| 26 | F | ROVIO Eemi | M | 0 | 0 | 0 | 0 | 0 | 0 |
| 27 | F | OJALA Samuel | M | 0 | 0 | 0 | 0 | 0 | 0 |
| 35 | GK | KARKO Timo | M | 0 | 0 | 0 | 0 | 0 | 0 |
| 71 | D | KONOLA Jyrki | M | 0 | 0 | 0 | 0 | 0 | 0 |

Head Coach: KANGAS Antti

| Legend: | | | |
|------------|----------------------------|-------------|---|
| A | Assists | D | Defence |
| GA | Goals against | GAA | Goals against as average per 45 minutes |
| GP | Games played | M | Male |
| PIM | Penalties in minutes | Pos. | Position |
| SVS | Saves | SVS% | Saves in percentage |
| F | Forward | Gen | Gender |
| MIP | Minutes and seconds played | PTS | Points |
| +/- | Plus/minus net | G | Goals |
| | | GK | Goalkeeper |
| | | No. | Jersey number |
| | | SOG | Shots on goal |



Line-ups
As of TUE 6 NOV 2018

AUS - FIN

Referee
LUTCHKE Owe (NOR)

Linesmen
LONNQVIST Tom (FIN) , LUNDEN Andreas (SWE)

Goalkeepers

Team: AUS

| No. | Name | Gen |
|-----|----------------|-----|
| 14 | CHIVERS Joseph | M |
| 68 | COOK Geoffry | M |

Team Line-ups

Team: AUS (yellow)

| No. | Pos. | Name | Gen |
|-----|------|---------------------|-----|
| 7 | D | SIEGLOFF Bill | M |
| 54 | D | JACKSON Martin +A | M |
| 10 | F | LIDDICOAT Jarred +C | M |
| 72 | F | SAUER Jason | M |
| 85 | F | JOOS Theodore | M |
| 88 | D | MARKOVIC Zeljko | M |
| 6 | F | PLAYER Xavier +A | M |
| 53 | F | BELLING Darren | M |

Head Coach: FARMER Gary

Team: FIN

| No. | Name | Gen |
|-----|------------|-----|
| 35 | KARKO Timo | M |

Team: FIN (blue)

| No. | Pos. | Name | Gen |
|-----|------|--------------------|-----|
| 8 | D | ROPONEN Jani | M |
| 20 | D | JOENSUU Seppo | M |
| 13 | F | HIRVELA Markku +A | M |
| 16 | F | ALESTALO Aki | M |
| 17 | F | KANGASTIE Harri +C | M |
| 12 | D | PAKARINEN Lasse +A | M |
| 25 | D | HIMANEN Juhamatti | M |
| 71 | D | KONOLA Jyrki | M |
| 6 | F | VESIKANSA Markku | M |
| 26 | F | ROVIO Eemi | M |
| 19 | F | OUTINEN Lauri | M |
| 27 | F | OJALA Samuel | M |

Head Coach: KANGAS Antti

| Legend: | | | |
|----------------|---------------|-------------|-------------------|
| D | Defence | F | Forward |
| No. | Jersey number | Pos. | Position |
| | | Gen | Gender |
| | | +A | Assistant captain |
| | | M | Male |
| | | +C | Captain |

Graphical Line-ups

As of TUE 6 NOV 2018

AUS - FIN

Referee

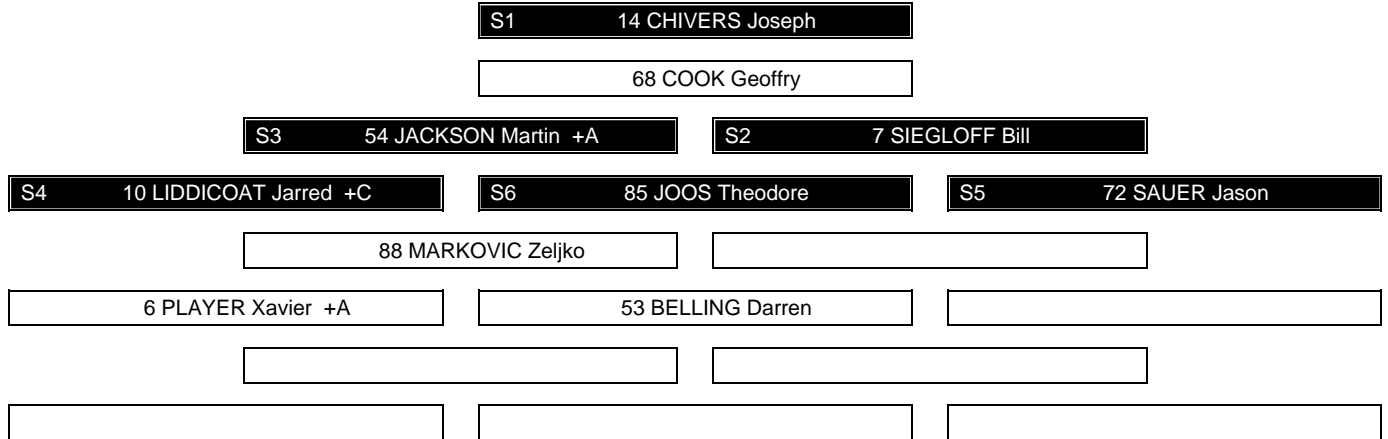
LUTCHKE Owe (NOR)

Linesmen

LONNQVIST Tom (FIN) , LUNDEN Andreas (SWE)

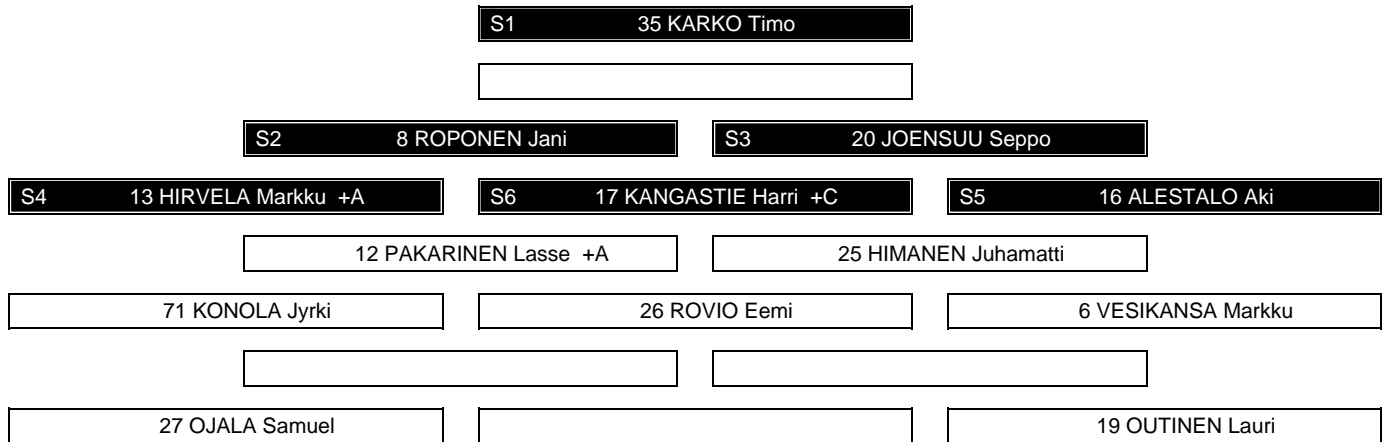
Team: AUS - Australia (yellow)

Head Coach: FARMER Gary



Team: FIN - Finland (blue)

Head Coach: KANGAS Antti



Legend:

Sn Starting position

+A Assistant captain

+C Captain



Game Summary

REVISED
7 NOV 16:22

AUS - FIN 1 - 6 (0 - 3 , 0 - 2 , 1 - 1)

| Spectators | Referee | Linesmen |
|------------|-------------------|--|
| 102 | LUTCHKE Owe (NOR) | LONNQVIST Tom (FIN) , LUNDEN Andreas (SWE) |

Team Statistics

| Period | Score | SVS | SOG | PIM | TPP | PPG | SHG |
|--------------|--------------|---------------|---------------|--------------|----------------------|--------------|--------------|
| 1 | 0 : 3 | 2 : 0 | 0 : 5 | 2 : 0 | 00:00 : 02:00 | 0 : 0 | 0 : 0 |
| 2 | 0 : 2 | 9 : 3 | 3 : 11 | 2 : 0 | 00:00 : 01:27 | 0 : 1 | 0 : 0 |
| 3 | 1 : 1 | 9 : 0 | 1 : 10 | 0 : 2 | 00:28 : 00:00 | 1 : 0 | 0 : 0 |
| Total | 1 : 6 | 20 : 3 | 4 : 26 | 4 : 2 | 00:28 : 03:27 | 1 : 1 | 0 : 0 |

1st Period

| Action | Time | ET/Res | Team | Type | No. | Name | (G) | Name of Assistant(s) / Action Description |
|---------|-------|--------|------|--------|-----|-------------|-----|--|
| GK | 00:00 | | AUS | | 14 | CHIVERS J | | - Goalkeeper in |
| GK | 00:00 | | FIN | | 35 | KARKO T | | - Goalkeeper in |
| Goal | 01:12 | 0 : 1 | FIN | EQ | 17 | KANGASTIE H | (1) | 16 ALESTALO A On Ice AUS 14 7 10 54 72 85 FIN 35 8 13 16 17 20 |
| Goal | 01:48 | 0 : 2 | FIN | EQ | 17 | KANGASTIE H | (2) | 71 KONOLA J On Ice AUS 14 6 7 53 72 88 FIN 35 6 8 12 17 71 |
| Goal | 05:02 | 0 : 3 | FIN | EQ | 13 | HIRVELA M | (1) | 17 KANGASTIE H On Ice AUS 14 6 7 54 72 85 FIN 35 12 13 16 17 20 |
| Penalty | 10:32 | 12:32 | AUS | 2 min. | 10 | LIDDICOAT J | | - Interference |

2nd Period

| Action | Time | ET/Res | Team | Type | No. | Name | (G) | Name of Assistant(s) / Action Description |
|---------|-------|--------|------|--------|-----|-------------|-----|--|
| Goal | 24:01 | 0 : 4 | FIN | EQ | 17 | KANGASTIE H | (3) | 20 JOENSUU S On Ice AUS 14 7 10 54 72 85 FIN 35 8 13 16 17 20 |
| Penalty | 25:38 | 27:05 | AUS | 2 min. | 88 | MARKOVIC Z | | - Teeing |
| Goal | 27:05 | 0 : 5 | FIN | PP1 | 17 | KANGASTIE H | (4) | 13 HIRVELA M On Ice AUS 14 6 10 53 54 FIN 35 8 13 16 17 19 * |

3rd Period

| Action | Time | ET/Res | Team | Type | No. | Name | (G) | Name of Assistant(s) / Action Description |
|---------|-------|--------|------|--------|-----|-------------|-----|--|
| Penalty | 37:24 | 37:52 | FIN | 2 min. | 8 | ROPONEN J | | - Teeing |
| Goal | 37:52 | 1 : 5 | AUS | PP1 | 10 | LIDDICOAT J | (1) | 6 PLAYER X On Ice AUS 14 6 7 10 54 72 FIN 35 13 16 17 20 * |
| Goal | 41:18 | 1 : 6 | FIN | EQ | 16 | ALESTALO A | (1) | 8 ROPONEN J On Ice AUS 14 6 7 10 53 54 FIN 35 8 13 16 17 20 |
| GK | 45:00 | | AUS | | | | | 14 CHIVERS J - Goalkeeper out |
| GK | 45:00 | | FIN | | | | | 35 KARKO T - Goalkeeper out |

Goalkeeper Records

Team : AUS - Australia

| No. | Name | SOG | SVS | MIP |
|-----|----------------|-----|-----|-------|
| 14 | CHIVERS Joseph | 26 | 20 | 45:00 |
| 68 | COOK Geoffry | | | |

Team : FIN - Finland

| No. | Name | SOG | SVS | MIP |
|-----|------------|-----|-----|-------|
| 35 | KARKO Timo | 4 | 3 | 45:00 |

Game Statistics

Team : AUS (yellow)

| Head Coach : FARMER Gary | | | | | | | | | | | Shots on Goal | | | | | Time on Ice | | | | | | | | |
|--------------------------|------|--------------------------|-----|---|---|---|-----|-----|-----|-------|---------------|---|---|---|----|-------------|------|------|------|------|------|------|------|------|
| No. | Pos. | Name | Gen | G | A | P | PIM | FO+ | FO- | FO+/- | FO% | 1 | 2 | 3 | OT | TS | +/- | 1 | 2 | 3 | OT | TOT | SHF | AVG |
| 7 | D | SIEGLOFF Bill | M | 0 | 0 | 0 | 0 | 0 | 0 | 0 | 0.00 | 0 | 0 | 0 | 0 | 0 | -5 | 0:00 | 0:00 | 0:00 | | 0:00 | 0 | 0:00 |
| 10 | F | LIDDICOAT Jarred +C (BP) | M | 1 | 0 | 1 | 2 | 15 | 12 | 3 | 55.56 | 0 | 1 | 1 | 2 | -3 | 0:00 | 0:00 | 0:00 | | 0:00 | 0 | 0:00 | |
| 54 | D | JACKSON Martin +A | M | 0 | 0 | 0 | 0 | 0 | 0 | 0 | 0.00 | 0 | 1 | 0 | 1 | -4 | 0:00 | 0:00 | 0:00 | | 0:00 | 0 | 0:00 | |
| 72 | F | SAUER Jason | M | 0 | 0 | 0 | 0 | 0 | 0 | 0 | 0.00 | 0 | 1 | 0 | 1 | -4 | 0:00 | 0:00 | 0:00 | | 0:00 | 0 | 0:00 | |
| 85 | F | JOOS Theodore | M | 0 | 0 | 0 | 0 | 0 | 0 | 0 | 0.00 | 0 | 0 | 0 | 0 | -3 | 0:00 | 0:00 | 0:00 | | 0:00 | 0 | 0:00 | |



| Head Coach : FARMER Gary | | | | | | | | | | | Shots on Goal | | | Time on Ice | | | | | | | | | | | |
|--------------------------|------|------------------|-----|----------|----------|----------|----------|-----------|-----------|-----------|---------------|----------|----------|-------------|----------|----|-----|------|------|------|------|------|-----|------|--|
| No. | Pos. | Name | Gen | G | A | P | PIM | FO+ | FO- | FO+/- | FO% | 1 | 2 | 3 | OT | TS | +/- | 1 | 2 | 3 | OT | TOT | SHF | AVG | |
| 6 | F | PLAYER Xavier +A | M | 0 | 1 | 1 | 0 | 2 | 6 | -4 | 25.00 | 0 | 0 | 0 | 0 | 0 | -3 | 0:00 | 0:00 | 0:00 | 0:00 | 0:00 | 0 | 0:00 | |
| 53 | F | BELLING Darren | M | 0 | 0 | 0 | 0 | 0 | 0 | 0 | 0.00 | 0 | 0 | 0 | 0 | 0 | -2 | 0:00 | 0:00 | 0:00 | 0:00 | 0:00 | 0 | 0:00 | |
| 88 | D | MARKOVIC Zeljko | M | 0 | 0 | 0 | 2 | 0 | 0 | 0 | 0.00 | 0 | 0 | 0 | 0 | 0 | -1 | 0:00 | 0:00 | 0:00 | 0:00 | 0:00 | 0 | 0:00 | |
| 14 | GK | CHIVERS Joseph | M | 0 | 0 | 0 | 0 | | | | | 0 | 0 | 0 | 0 | 0 | | | | | | | | | |
| 68 | GK | COOK Geoffry | M | 0 | 0 | 0 | 0 | | | | | 0 | 0 | 0 | 0 | 0 | | | | | | | | | |
| Total | | | | 1 | 1 | 2 | 4 | 17 | 18 | -1 | 48.57 | 0 | 3 | 1 | 4 | | | | | | | | | | |

Team : FIN (blue)

| Head Coach : KANGAS Antti | | | | | | | | | | | Shots on Goal | | | Time on Ice | | | | | | | | | | | |
|---------------------------|------|-------------------------|-----|----------|----------|-----------|----------|-----------|-----------|----------|---------------|----------|-----------|-------------|-----------|----|-----|------|------|------|------|------|-----|------|--|
| No. | Pos. | Name | Gen | G | A | P | PIM | FO+ | FO- | FO+/- | FO% | 1 | 2 | 3 | OT | TS | +/- | 1 | 2 | 3 | OT | TOT | SHF | AVG | |
| 8 | D | ROPONEN Jani | M | 0 | 1 | 1 | 2 | 0 | 0 | 0 | 0.00 | 0 | 0 | 0 | 0 | 0 | +4 | 0:00 | 0:00 | 0:00 | 0:00 | 0:00 | 0 | 0:00 | |
| 13 | F | HIRVELA Markku +A | M | 1 | 1 | 2 | 0 | 0 | 0 | 0 | 0.00 | 2 | 0 | 1 | 3 | 3 | +4 | 0:00 | 0:00 | 0:00 | 0:00 | 0:00 | 0 | 0:00 | |
| 16 | F | ALESTALO Aki | M | 1 | 1 | 2 | 0 | 0 | 0 | 0 | 0.00 | 0 | 3 | 2 | 5 | 5 | +4 | 0:00 | 0:00 | 0:00 | 0:00 | 0:00 | 0 | 0:00 | |
| 17 | F | KANGASTIE Harri +C (BP) | M | 4 | 1 | 5 | 0 | 13 | 8 | 5 | 61.90 | 3 | 4 | 2 | 9 | 9 | +5 | 0:00 | 0:00 | 0:00 | 0:00 | 0:00 | 0 | 0:00 | |
| 20 | D | JOENSUU Seppo | M | 0 | 1 | 1 | 0 | 0 | 0 | 0 | 0.00 | 0 | 0 | 1 | 1 | 1 | +4 | 0:00 | 0:00 | 0:00 | 0:00 | 0:00 | 0 | 0:00 | |
| 6 | F | VESIKANSA Markku | M | 0 | 0 | 0 | 0 | 0 | 0 | 0 | 0.00 | 0 | 3 | 2 | 5 | 5 | +1 | 0:00 | 0:00 | 0:00 | 0:00 | 0:00 | 0 | 0:00 | |
| 12 | D | PAKARINEN Lasse +A | M | 0 | 0 | 0 | 0 | 0 | 0 | 0 | 0.00 | 0 | 0 | 0 | 0 | 0 | +2 | 0:00 | 0:00 | 0:00 | 0:00 | 0:00 | 0 | 0:00 | |
| 25 | D | HIMANEN Juhamatti | M | 0 | 0 | 0 | 0 | 0 | 0 | 0 | 0.00 | 0 | 0 | 0 | 0 | 0 | 0 | 0:00 | 0:00 | 0:00 | 0:00 | 0:00 | 0 | 0:00 | |
| 26 | F | ROVIO Eemi | M | 0 | 0 | 0 | 0 | 4 | 6 | -2 | 40.00 | 0 | 0 | 1 | 1 | 1 | 0 | 0:00 | 0:00 | 0:00 | 0:00 | 0:00 | 0 | 0:00 | |
| 71 | D | KONOLA Jyrki | M | 0 | 1 | 1 | 0 | 0 | 0 | 0 | 0.00 | 0 | 0 | 1 | 1 | 1 | +1 | 0:00 | 0:00 | 0:00 | 0:00 | 0:00 | 0 | 0:00 | |
| 19 | F | OUTINEN Lauri | M | 0 | 0 | 0 | 0 | 1 | 2 | -1 | 33.33 | 0 | 0 | 0 | 0 | 0 | 0 | 0:00 | 0:00 | 0:00 | 0:00 | 0:00 | 0 | 0:00 | |
| 27 | F | OJALA Samuel | M | 0 | 0 | 0 | 0 | 0 | 1 | -1 | 0.00 | 0 | 1 | 0 | 1 | 1 | 0 | 0:00 | 0:00 | 0:00 | 0:00 | 0:00 | 0 | 0:00 | |
| 35 | GK | KARKO Timo | M | 0 | 0 | 0 | 0 | | | | | 0 | 0 | 0 | 0 | 0 | | | | | | | | | |
| Total | | | | 6 | 6 | 12 | 2 | 18 | 17 | 1 | 51.43 | 5 | 11 | 10 | 26 | | | | | | | | | | |

Round Robin

| R | Team | GP | W | OTW | OTL | L | GDF | GF : GA | PTS |
|---|------|----|---|-----|-----|---|-----|---------|-----|
| 1 | CHN | 1 | 1 | 0 | 0 | 0 | +40 | 40 : 0 | 3 |
| 2 | FIN | 1 | 1 | 0 | 0 | 0 | +5 | 6 : 1 | 3 |
| 3 | AUS | 2 | 0 | 0 | 0 | 2 | -45 | 1 : 46 | 0 |

| | AUS | CHN | FIN |
|-----|------------------|------------------|------------------|
| AUS | ***** | WED 07 NOV 15:00 | 1:6 |
| CHN | WED 07 NOV 15:00 | ***** | THU 08 NOV 15:00 |
| FIN | 6:1 | THU 08 NOV 15:00 | ***** |

| Legend: | | |
|---------|---------------------------------|---------------------------------|
| (G) | Goals in tournament | * does not count for Plus/minus |
| +C | Captain | A Assists |
| ET/Res | Penalty end time/Result of game | F Forward |
| FO+ | Face-offs won | FO+/- Face-offs net |
| GDF | Goal difference | Gen Gender |
| GP | Games played | L Losses |
| No. | Jersey number | OT Overtime |
| P | Points | PIM Penalties in minutes |
| PPG | Power play goals | PTS Points |
| SOG | Shots on goal | SVS Saves |
| W | Wins | +/- Plus/minus net |
| | | D Defence |
| | | FO- Face-offs lost |
| | | G Goals |
| | | GF Goals for |
| | | M Male |
| | | OTL Overtime losses |
| | | Pos. Position |
| | | R Rank |
| | | TPP Time on power play |
| | | +A Assistant captain |
| | | EQ Equal strength |
| | | FO% Face-offs won as percentage |
| | | GA Goals against |
| | | GK Goalkeeper |
| | | MIP Minutes in play (GK) |
| | | OTW Overtime wins |
| | | PP1 Power play - 1 player |
| | | SHG Shorthanded goals |
| | | TS Total shots |

Correction for Team FIN 0-4 goal: assisted By #20 JOENSUU



Game Roster

CHN - AUS

Referee

LUNDEN Andreas (SWE)

Goalkeepers

Team: CHN

| No. | Name | Gen | GP | MIP | GA | SVS | SOG | SVS% | GAA |
|-----|-------------|-----|----|-------|----|-----|-----|------|------|
| 1 | WANG Wei | M | 0 | 00:00 | 0 | 0 | 0 | 0.00 | 0.00 |
| 20 | JI Yan Zhao | M | 0 | 00:00 | 0 | 0 | 0 | 0.00 | 0.00 |

Team Roster

Team: CHN (red)

| No. | Pos. | Name | Gen | GP | G | A | PTS | PIM | +/- |
|-----|------|----------------|-----|----|---|---|-----|-----|-----|
| 1 | GK | WANG Wei | M | 0 | 0 | 0 | 0 | 0 | |
| 5 | F | BAI Xue Song | M | 0 | 0 | 0 | 0 | 0 | 0 |
| 7 | D | XU Jin Qiang | M | 0 | 0 | 0 | 0 | 0 | 0 |
| 8 | F | WANG Zhi Dong | M | 0 | 0 | 0 | 0 | 0 | 0 |
| 10 | D | LI Zhen Yang | M | 0 | 0 | 0 | 0 | 0 | 0 |
| 12 | F | CHE Hang | M | 0 | 0 | 0 | 0 | 0 | 0 |
| 15 | F | SONG Xiao Dong | M | 0 | 0 | 0 | 0 | 0 | 0 |
| 16 | F | GUO Xi Zhu | M | 0 | 0 | 0 | 0 | 0 | 0 |
| 17 | F | SHEN Yi Feng | M | 0 | 0 | 0 | 0 | 0 | 0 |
| 18 | F | WANG Ju Jiang | M | 0 | 0 | 0 | 0 | 0 | 0 |
| 19 | F | ZHANG Zheng | M | 0 | 0 | 0 | 0 | 0 | 0 |
| 20 | GK | JI Yan Zhao | M | 0 | 0 | 0 | 0 | 0 | 0 |
| 22 | D | HU Guang Jian | M | 0 | 0 | 0 | 0 | 0 | 0 |
| 23 | F | CUI Yu Tao | M | 0 | 0 | 0 | 0 | 0 | 0 |
| 24 | D | ZHU Zhan Fu | M | 0 | 0 | 0 | 0 | 0 | 0 |

Head Coach: SHARSHUKOV Nikolay

Linesmen

LONNQVIST Tom (FIN) , NIITTYLA Lari (FIN)

Team: AUS

| No. | Name | Gen | GP | MIP | GA | SVS | SOG | SVS% | GAA |
|-----|----------------|-----|----|-------|----|-----|-----|-------|------|
| 14 | CHIVERS Joseph | M | 1 | 45:00 | 6 | 20 | 26 | 76.92 | 6.00 |
| 68 | COOK Geoffry | M | 1 | 00:00 | 0 | 0 | 0 | 0.00 | 0.00 |

Team: AUS (yellow)

| No. | Pos. | Name | Gen | GP | G | A | PTS | PIM | +/- |
|-----|------|------------------|-----|----|---|---|-----|-----|-----|
| 6 | F | PLAYER Xavier | M | 1 | 0 | 1 | 1 | 0 | -3 |
| 7 | D | SIEGLOFF Bill | M | 1 | 0 | 0 | 0 | 0 | -5 |
| 10 | F | LIDDICOAT Jarred | M | 1 | 1 | 0 | 1 | 2 | -3 |
| 14 | GK | CHIVERS Joseph | M | 1 | 0 | 0 | 0 | 0 | |
| 53 | F | BELLING Darren | M | 1 | 0 | 0 | 0 | 0 | -2 |
| 54 | D | JACKSON Martin | M | 1 | 0 | 0 | 0 | 0 | -4 |
| 68 | GK | COOK Geoffry | M | 1 | 0 | 0 | 0 | 0 | |
| 72 | F | SAUER Jason | M | 1 | 0 | 0 | 0 | 0 | -4 |
| 85 | F | JOOS Theodore | M | 1 | 0 | 0 | 0 | 0 | -3 |
| 88 | D | MARKOVIC Zeljko | M | 1 | 0 | 0 | 0 | 2 | -1 |

Head Coach: FARMER Gary

Legend:

| | | | |
|---------------------------------|--|---------------------------------------|--------------------------|
| A Assists | D Defence | F Forward | G Goals |
| GA Goals against | GAA Goals against as average per 45 minutes | Gen Gender | GK Goalkeeper |
| GP Games played | M Male | MIP Minutes and seconds played | No. Jersey number |
| PIM Penalties in minutes | Pos. Position | PTS Points | SOG Shots on goal |
| SVS Saves | SVS% Saves in percentage | +/- Plus/minus net | |



Line-ups

CHN - AUS

Referee

LUNDEN Andreas (SWE)

Linesmen

LONNQVIST Tom (FIN) , NIITTYLA Lari (FIN)

Goalkeepers

Team: CHN

| No. | Name | Gen |
|-----|-------------|-----|
| 1 | WANG Wei | M |
| 20 | JI Yan Zhao | M |

Team Line-ups

Team: CHN (red)

| No. | Pos. | Name | Gen |
|-----|------|-----------------|-----|
| 7 | D | XU Jin Qiang +A | M |
| 10 | D | LI Zhen Yang | M |
| 8 | F | WANG Zhi Dong | M |
| 16 | F | GUO Xi Zhu | M |
| 23 | F | CUI Yu Tao +C | M |
| 22 | D | HU Guang Jian | M |
| 24 | D | ZHU Zhan Fu | M |
| 5 | F | BAI Xue Song +A | M |
| 12 | F | CHE Hang | M |
| 17 | F | SHEN Yi Feng | M |
| 15 | F | SONG Xiao Dong | M |
| 18 | F | WANG Ju Jiang | M |
| 19 | F | ZHANG Zheng | M |

Head Coach: SHARSHUKOV Nikolay

Team: AUS

| No. | Name | Gen |
|-----|----------------|-----|
| 68 | COOK Geoffry | M |
| 14 | CHIVERS Joseph | M |

Team: AUS (yellow)

| No. | Pos. | Name | Gen |
|-----|------|---------------------|-----|
| 7 | D | SIEGLOFF Bill | M |
| 54 | D | JACKSON Martin +A | M |
| 10 | F | LIDDICOAT Jarred +C | M |
| 72 | F | SAUER Jason | M |
| 85 | F | JOOS Theodore | M |
| 88 | D | MARKOVIC Zeljko | M |
| 6 | F | PLAYER Xavier +A | M |
| 53 | F | BELLING Darren | M |

Head Coach: FARMER Gary

Legend:

| | | | | | | | |
|------------|---------------|-------------|----------|------------|-------------------|-----------|---------|
| D | Defence | F | Forward | Gen | Gender | M | Male |
| No. | Jersey number | Pos. | Position | +A | Assistant captain | +C | Captain |



Graphical Line-ups

CHN - AUS

Referee
LUNDEN Andreas (SWE)

Linesmen
LONNQVIST Tom (FIN) , NIITTYLA Lari (FIN)

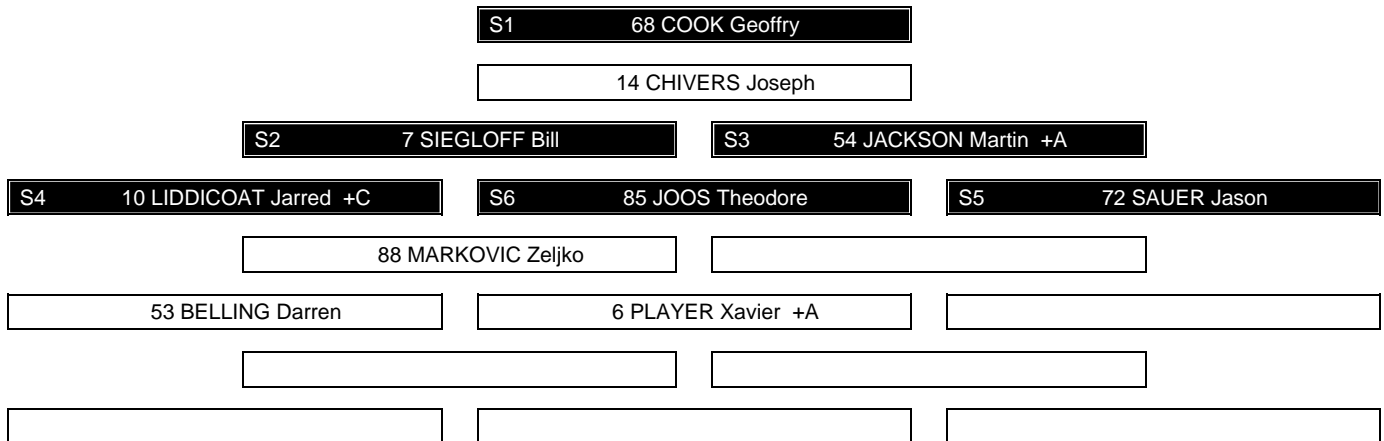
Team: CHN - China (red)

Head Coach: SHARSHUKOV Nikolay



Team: AUS - Australia (yellow)

Head Coach: FARMER Gary



| | | | |
|----------------|-----------------------------|-----------------------------|-------------------|
| Legend: | Sn Starting position | +A Assistant captain | +C Captain |
|----------------|-----------------------------|-----------------------------|-------------------|



Game Summary

CHN - AUS 40 - 0 (14 - 0 , 15 - 0 , 11 - 0)

| Spectators | Referee | Linesmen |
|------------|----------------------|---|
| 52 | LUNDEN Andreas (SWE) | LONNQVIST Tom (FIN) , NIITTYLA Lari (FIN) |

Team Statistics

| Period | Score | SVS | SOG | PIM | TPP | PPG | SHG |
|--------------|---------------|---------------|---------------|--------------|----------------------|--------------|--------------|
| 1 | 14 : 0 | 0 : 13 | 27 : 0 | 0 : 0 | 00:00 : 00:00 | 0 : 0 | 0 : 0 |
| 2 | 15 : 0 | 0 : 12 | 27 : 0 | 0 : 2 | 00:31 : 00:00 | 1 : 0 | 0 : 0 |
| 3 | 11 : 0 | 0 : 8 | 19 : 0 | 0 : 2 | 00:08 : 00:00 | 1 : 0 | 0 : 0 |
| Total | 40 : 0 | 0 : 33 | 73 : 0 | 0 : 4 | 00:39 : 00:00 | 2 : 0 | 0 : 0 |

1st Period

| Action | Time | ET/Res | Team | Type | No. | Name | (G) | Name of Assistant(s) / Action Description |
|--------|-------|--------|------|------|-----|---------|-----|--|
| GK | 00:00 | | CHN | | 1 | WANG W | | - Goalkeeper in |
| GK | 00:00 | | AUS | | 68 | COOK G | | - Goalkeeper in |
| Goal | 00:09 | 1 : 0 | CHN | EQ | 23 | CUI YT | (1) | 8 WANG ZD On Ice CHN 1 7 8 10 16 23 AUS 68 7 10 54 72 85 |
| Goal | 00:26 | 2 : 0 | CHN | EQ | 7 | XU JQ | (1) | 16 GUO XZ On Ice CHN 1 7 8 10 16 23 AUS 68 7 10 54 72 85 |
| Goal | 01:02 | 3 : 0 | CHN | EQ | 5 | BAI XS | (1) | 12 CHE H On Ice CHN 1 5 12 17 22 24 AUS 68 7 10 54 72 85 |
| Goal | 02:46 | 4 : 0 | CHN | EQ | 24 | ZHU ZF | (1) | On Ice CHN 1 5 12 17 22 24 AUS 68 7 10 54 72 85 |
| Goal | 06:16 | 5 : 0 | CHN | EQ | 17 | SHEN YF | (1) | 12 CHE H On Ice CHN 1 5 7 10 12 17 AUS 68 6 10 53 54 88 |
| Goal | 07:15 | 6 : 0 | CHN | EQ | 15 | SONG XD | (1) | 22 HU GJ On Ice CHN 1 15 18 19 22 24 19 ZHANG Z AUS 68 7 10 72 85 88 |
| Goal | 09:25 | 7 : 0 | CHN | EQ | 8 | WANG ZD | (1) | 16 GUO XZ On Ice CHN 1 7 8 10 16 23 AUS 68 7 10 72 85 88 |
| Goal | 09:33 | 8 : 0 | CHN | EQ | 22 | HU GJ | (1) | 17 SHEN YF On Ice CHN 1 5 12 17 22 24 5 BAI XS AUS 68 6 7 53 54 72 |
| Goal | 09:43 | 9 : 0 | CHN | EQ | 22 | HU GJ | (2) | 17 SHEN YF On Ice CHN 1 5 12 17 22 24 AUS 68 6 7 53 54 72 |
| Goal | 10:05 | 10 : 0 | CHN | EQ | 15 | SONG XD | (2) | 18 WANG JJ On Ice CHN 1 7 10 15 18 19 AUS 68 7 10 53 54 72 |
| Goal | 13:08 | 11 : 0 | CHN | EQ | 19 | ZHANG Z | (1) | 15 SONG XD On Ice CHN 1 7 10 15 18 19 AUS 68 7 10 53 54 72 |
| Goal | 13:42 | 12 : 0 | CHN | EQ | 8 | WANG ZD | (2) | On Ice CHN 1 8 16 22 23 24 AUS 68 7 10 54 72 85 |
| Goal | 13:59 | 13 : 0 | CHN | EQ | 5 | BAI XS | (2) | 7 XU JQ On Ice CHN 1 5 7 10 12 17 17 SHEN YF AUS 68 7 10 54 72 85 |
| Goal | 14:59 | 14 : 0 | CHN | EQ | 17 | SHEN YF | (2) | On Ice CHN 1 5 7 10 12 17 AUS 68 7 10 54 72 85 |

2nd Period

| Action | Time | ET/Res | Team | Type | No. | Name | (G) | Name of Assistant(s) / Action Description |
|--------|-------|--------|------|------|-----|-----------|-----|--|
| GK | 15:00 | | AUS | | 14 | CHIVERS J | | - Goalkeeper in |
| Goal | 17:57 | 15 : 0 | CHN | EQ | 23 | CUI YT | (2) | 68 COOK G - Goalkeeper out On Ice CHN 1 7 8 10 16 23 AUS 14 7 10 54 72 85 |
| Goal | 19:07 | 16 : 0 | CHN | EQ | 22 | HU GJ | (3) | On Ice CHN 1 5 12 17 22 24 AUS 14 7 10 54 72 85 |
| Goal | 20:38 | 17 : 0 | CHN | EQ | 10 | LI ZY | (1) | 15 SONG XD On Ice CHN 1 7 10 15 18 19 19 ZHANG Z AUS 14 6 10 53 54 88 |
| Goal | 21:36 | 18 : 0 | CHN | EQ | 23 | CUI YT | (3) | 22 HU GJ On Ice CHN 1 8 16 22 23 24 AUS 14 6 53 54 72 88 |
| Goal | 21:47 | 19 : 0 | CHN | EQ | 17 | SHEN YF | (3) | 12 CHE H On Ice CHN 1 5 7 10 12 17 AUS 14 6 7 53 72 88 |
| Goal | 21:58 | 20 : 0 | CHN | EQ | 12 | CHE H | (1) | 17 SHEN YF On Ice CHN 1 5 7 10 12 17 5 BAI XS AUS 14 6 7 10 72 88 |



Vierumäki

WED 7 NOV 2018

Start Time 15:00
End Time 16:54

Ice Hockey

Mixed

Round Robin, Game 2



| Action | Time | ET/Res | Team | Type | No. | Name | (G) | Name of Assistant(s) / Action Description |
|---------|-------|--------|------|--------|-----|---------|-----|--|
| Goal | 22:28 | 21 : 0 | CHN | EQ | 19 | ZHANG Z | (2) | 22 HU GJ On Ice CHN 1 15 18 19 22 24 AUS 14 6 7 10 72 88 |
| Penalty | 22:41 | 23:12 | AUS | 2 min. | 72 | SAUER J | | - Holding an opponent |
| Goal | 23:12 | 22 : 0 | CHN | PP1 | 10 | LI ZY | (2) | 8 WANG ZD On Ice CHN 1 7 8 10 16 23 AUS 14 6 7 10 88 * |
| Goal | 23:38 | 23 : 0 | CHN | EQ | 5 | BAI XS | (3) | 12 CHE H On Ice CHN 1 5 12 17 22 24 AUS 14 6 7 10 72 88 |
| Goal | 24:00 | 24 : 0 | CHN | EQ | 5 | BAI XS | (4) | 12 CHE H On Ice CHN 1 5 12 17 22 24 AUS 14 6 7 53 54 72 |
| Goal | 24:59 | 25 : 0 | CHN | EQ | 15 | SONG XD | (3) | 10 LI ZY On Ice CHN 1 7 10 15 18 19 AUS 14 7 53 54 72 85 |
| Goal | 27:13 | 26 : 0 | CHN | EQ | 23 | CUI YT | (4) | 16 GUO XZ 8 WANG ZD On Ice CHN 1 8 16 22 23 24 AUS 14 7 10 54 72 85 |
| Goal | 27:43 | 27 : 0 | CHN | EQ | 17 | SHEN YF | (4) | 5 BAI XS 12 CHE H On Ice CHN 1 5 7 10 12 17 AUS 14 7 10 54 72 85 |
| Goal | 29:12 | 28 : 0 | CHN | EQ | 15 | SONG XD | (4) | 24 ZHU ZF On Ice CHN 1 15 18 19 22 24 AUS 14 7 10 54 72 85 |
| Goal | 29:22 | 29 : 0 | CHN | EQ | 8 | WANG ZD | (3) | 7 XU JQ On Ice CHN 1 7 8 10 16 23 AUS 14 6 10 53 54 88 |

3rd Period

| Action | Time | ET/Res | Team | Type | No. | Name | (G) | Name of Assistant(s) / Action Description |
|---------|-------|--------|------|--------|-----|------------|-----|--|
| Goal | 30:26 | 30 : 0 | CHN | EQ | 7 | XU JQ | (2) | 10 LI ZY 8 WANG ZD On Ice CHN 1 7 8 10 16 23 AUS 14 7 10 54 72 85 |
| Goal | 31:53 | 31 : 0 | CHN | EQ | 12 | CHE H | (2) | 17 SHEN YF 5 BAI XS On Ice CHN 1 5 12 17 22 24 AUS 14 7 10 54 72 85 |
| Goal | 34:01 | 32 : 0 | CHN | EQ | 18 | WANG JJ | (1) | On Ice CHN 1 7 10 15 18 19 AUS 14 7 10 54 72 85 |
| Goal | 34:12 | 33 : 0 | CHN | EQ | 8 | WANG ZD | (4) | 23 CUI YT On Ice CHN 1 8 16 22 23 24 AUS 14 6 10 53 54 88 |
| Goal | 36:09 | 34 : 0 | CHN | EQ | 5 | BAI XS | (5) | 17 SHEN YF On Ice CHN 1 5 7 10 12 17 AUS 14 6 10 53 54 88 |
| Penalty | 37:23 | 37:31 | AUS | 2 min. | 7 | SIEGLOFF B | | - Teeing |
| Goal | 37:31 | 35 : 0 | CHN | PP1 | 8 | WANG ZD | (5) | 10 LI ZY On Ice CHN 1 7 8 10 16 23 AUS 14 10 54 72 85 * |
| Goal | 38:03 | 36 : 0 | CHN | EQ | 23 | CUI YT | (5) | 8 WANG ZD 10 LI ZY On Ice CHN 1 7 8 10 16 23 AUS 14 7 10 54 72 85 |
| Goal | 41:31 | 37 : 0 | CHN | EQ | 10 | LI ZY | (3) | 15 SONG XD 7 XU JQ On Ice CHN 1 7 10 15 18 19 AUS 14 7 10 54 72 85 |
| Goal | 43:03 | 38 : 0 | CHN | EQ | 17 | SHEN YF | (5) | 7 XU JQ On Ice CHN 1 5 7 10 12 17 AUS 14 6 10 54 72 88 |
| Goal | 44:32 | 39 : 0 | CHN | EQ | 22 | HU GJ | (4) | 15 SONG XD On Ice CHN 1 15 18 19 22 24 AUS 14 6 10 54 72 88 |
| Goal | 44:55 | 40 : 0 | CHN | EQ | 23 | CUI YT | (6) | On Ice CHN 1 7 8 10 16 23 AUS 14 6 10 54 72 88 |
| GK | 45:00 | | CHN | | | | | 1 WANG W - Goalkeeper out |
| GK | 45:00 | | AUS | | | | | 14 CHIVERS J - Goalkeeper out |

Goalkeeper Records

Team : CHN - China

| No. | Name | SOG | SVS | MIP |
|-----|-------------|-----|-----|-------|
| 1 | WANG Wei | 0 | 0 | 45:00 |
| 20 | JI Yan Zhao | | | |

Team : AUS - Australia

| No. | Name | SOG | SVS | MIP |
|-----|----------------|-----|-----|-------|
| 14 | CHIVERS Joseph | 46 | 20 | 30:00 |
| 68 | COOK Geoffry | 27 | 13 | 15:00 |

Game Statistics

Team : CHN (red)

Head Coach : SHARSHUKOV Nikolay

| No. | Pos. | Name | Gen | G | A | P | PIM | FO+ | FO- | FO+/- | FO% | Shots on Goal | | | | | Time on Ice | | | | | | |
|-----|------|-----------------|-----|---|---|----|-----|-----|-----|-------|------|---------------|---|---|----|-----|-------------|------|------|------|------|-----|------|
| | | | | | | | | | | | | 1 | 2 | 3 | OT | TS | +/- | 1 | 2 | 3 | OT | TOT | SHF |
| 7 | D | XU Jin Qiang +A | M | 2 | 4 | 6 | 0 | 0 | 0 | 0 | 0.00 | 1 | 1 | 1 | 3 | +22 | 0:00 | 0:00 | 0:00 | 0:00 | 0:00 | 0 | 0:00 |
| 8 | F | WANG Zhi Dong | M | 5 | 5 | 10 | 0 | 0 | 0 | 0 | 0.00 | 3 | 5 | 3 | 11 | +12 | 0:00 | 0:00 | 0:00 | 0:00 | 0:00 | 0 | 0:00 |
| 10 | D | LI Zhen Yang | M | 3 | 4 | 7 | 0 | 0 | 0 | 0 | 0.00 | 2 | 5 | 3 | 10 | +22 | 0:00 | 0:00 | 0:00 | 0:00 | 0:00 | 0 | 0:00 |



| Head Coach : SHARSHUKOV Nikolay | | | | | | | | | | | Shots on Goal | | | | | Time on Ice | | | | | | | | | |
|---------------------------------|------|-------------------|-----|-----------|-----------|-----------|----------|-----------|-----------|-----------|---------------|-----------|-----------|-----------|----|-------------|-----|------|------|------|----|------|-----|------|--|
| No. | Pos. | Name | Gen | G | A | P | PIM | FO+ | FO- | FO+/- | FO% | 1 | 2 | 3 | OT | TS | +/- | 1 | 2 | 3 | OT | TOT | SHF | AVG | |
| 16 | F | GUO Xi Zhu | M | 0 | 3 | 3 | 0 | 15 | 10 | 5 | 60.00 | 1 | 0 | 0 | | 1 | +12 | 0:00 | 0:00 | 0:00 | | 0:00 | 0 | 0:00 | |
| 23 | F | CUI Yu Tao +C | M | 6 | 1 | 7 | 0 | 0 | 0 | 0 | 0.00 | 1 | 4 | 2 | | 7 | +12 | 0:00 | 0:00 | 0:00 | | 0:00 | 0 | 0:00 | |
| 5 | F | BAI Xue Song +A | M | 5 | 4 | 9 | 0 | 17 | 6 | 11 | 73.91 | 2 | 2 | 1 | | 5 | +16 | 0:00 | 0:00 | 0:00 | | 0:00 | 0 | 0:00 | |
| 12 | F | CHE Hang | M | 2 | 6 | 8 | 0 | 0 | 0 | 0 | 0.00 | 1 | 1 | 1 | | 3 | +16 | 0:00 | 0:00 | 0:00 | | 0:00 | 0 | 0:00 | |
| 17 | F | SHEN Yi Feng (BP) | M | 5 | 6 | 11 | 0 | 0 | 0 | 0 | 0.00 | 3 | 2 | 3 | | 8 | +16 | 0:00 | 0:00 | 0:00 | | 0:00 | 0 | 0:00 | |
| 22 | D | HU Guang Jian | M | 4 | 3 | 7 | 0 | 0 | 0 | 0 | 0.00 | 3 | 1 | 2 | | 6 | +16 | 0:00 | 0:00 | 0:00 | | 0:00 | 0 | 0:00 | |
| 24 | D | ZHU Zhan Fu | M | 1 | 1 | 2 | 0 | 0 | 0 | 0 | 0.00 | 1 | 2 | 0 | | 3 | +16 | 0:00 | 0:00 | 0:00 | | 0:00 | 0 | 0:00 | |
| 15 | F | SONG Xiao Dong | M | 4 | 4 | 8 | 0 | 0 | 0 | 0 | 0.00 | 4 | 2 | 1 | | 7 | +10 | 0:00 | 0:00 | 0:00 | | 0:00 | 0 | 0:00 | |
| 18 | F | WANG Ju Jiang | M | 1 | 1 | 2 | 0 | 0 | 0 | 0 | 0.00 | 2 | 1 | 2 | | 5 | +10 | 0:00 | 0:00 | 0:00 | | 0:00 | 0 | 0:00 | |
| 19 | F | ZHANG Zheng | M | 2 | 2 | 4 | 0 | 10 | 7 | 3 | 58.82 | 3 | 1 | 0 | | 4 | +10 | 0:00 | 0:00 | 0:00 | | 0:00 | 0 | 0:00 | |
| 1 | GK | WANG Wei | M | 0 | 0 | 0 | 0 | | | | | 0 | 0 | 0 | | 0 | | | | | | | | | |
| 20 | GK | JI Yan Zhao | M | 0 | 0 | 0 | 0 | | | | | 0 | 0 | 0 | | 0 | | | | | | | | | |
| Total | | | | 40 | 44 | 84 | 0 | 42 | 24 | 18 | 63.64 | 27 | 27 | 19 | | 73 | | | | | | | | | |

| Team : AUS (yellow) | | | | | | | | | | | | | | | | | | | | | | | | | |
|--------------------------|------|--------------------------|-----|----------|----------|----------|----------|-----------|-----------|------------|---------------|----------|----------|----------|----|-------------|-----|------|------|------|----|------|-----|------|--|
| Head Coach : FARMER Gary | | | | | | | | | | | Shots on Goal | | | | | Time on Ice | | | | | | | | | |
| No. | Pos. | Name | Gen | G | A | P | PIM | FO+ | FO- | FO+/- | FO% | 1 | 2 | 3 | OT | TS | +/- | 1 | 2 | 3 | OT | TOT | SHF | AVG | |
| 7 | D | SIEGLOFF Bill | M | 0 | 0 | 0 | 2 | 0 | 0 | 0 | 0.00 | 0 | 0 | 0 | | 0 | -29 | 0:00 | 0:00 | 0:00 | | 0:00 | 0 | 0:00 | |
| 10 | F | LIDDICOAT Jarred +C (BP) | M | 0 | 0 | 0 | 0 | 24 | 36 | -12 | 40.00 | 0 | 0 | 0 | | 0 | -32 | 0:00 | 0:00 | 0:00 | | 0:00 | 0 | 0:00 | |
| 54 | D | JACKSON Martin +A | M | 0 | 0 | 0 | 0 | 0 | 0 | 0 | 0.00 | 0 | 0 | 0 | | 0 | -32 | 0:00 | 0:00 | 0:00 | | 0:00 | 0 | 0:00 | |
| 72 | F | SAUER Jason | M | 0 | 0 | 0 | 2 | 0 | 1 | -1 | 0.00 | 0 | 0 | 0 | | 0 | -33 | 0:00 | 0:00 | 0:00 | | 0:00 | 0 | 0:00 | |
| 85 | F | JOOS Theodore | M | 0 | 0 | 0 | 0 | 0 | 0 | 0 | 0.00 | 0 | 0 | 0 | | 0 | -20 | 0:00 | 0:00 | 0:00 | | 0:00 | 0 | 0:00 | |
| 6 | F | PLAYER Xavier +A | M | 0 | 0 | 0 | 0 | 0 | 4 | -4 | 0.00 | 0 | 0 | 0 | | 0 | -16 | 0:00 | 0:00 | 0:00 | | 0:00 | 0 | 0:00 | |
| 53 | F | BELLING Darren | M | 0 | 0 | 0 | 0 | 0 | 1 | -1 | 0.00 | 0 | 0 | 0 | | 0 | -13 | 0:00 | 0:00 | 0:00 | | 0:00 | 0 | 0:00 | |
| 88 | D | MARKOVIC Zeljko | M | 0 | 0 | 0 | 0 | 0 | 0 | 0 | 0.00 | 0 | 0 | 0 | | 0 | -15 | 0:00 | 0:00 | 0:00 | | 0:00 | 0 | 0:00 | |
| 14 | GK | CHIVERS Joseph | M | 0 | 0 | 0 | 0 | | | | | 0 | 0 | 0 | | 0 | | | | | | | | | |
| 68 | GK | COOK Geoffry | M | 0 | 0 | 0 | 0 | | | | | 0 | 0 | 0 | | 0 | | | | | | | | | |
| Total | | | | 0 | 0 | 0 | 4 | 24 | 42 | -18 | 36.36 | 0 | 0 | 0 | | 0 | | | | | | | | | |

Round Robin

| R | Team | GP | W | OTW | OTL | L | GDF | GF:GA | PTS |
|---|------|----|---|-----|-----|---|-----|--------|-----|
| 1 | CHN | 1 | 1 | 0 | 0 | 0 | +40 | 40 : 0 | 3 |
| 2 | FIN | 1 | 1 | 0 | 0 | 0 | +5 | 6 : 1 | 3 |
| 3 | AUS | 2 | 0 | 0 | 0 | 2 | -45 | 1 : 46 | 0 |

| | AUS | CHN | FIN |
|-----|-------|------------------|------------------|
| AUS | ***** | 0:40 | 1:6 |
| CHN | 40:0 | ***** | THU 08 NOV 15:00 |
| FIN | 6:1 | THU 08 NOV 15:00 | ***** |

| Legend: | | | |
|---------------|---------------------------------|--------------|-------------------------------|
| (G) | Goals in tournament | * | does not count for Plus/minus |
| +C | Captain | A | Assists |
| ET/Res | Penalty end time/Result of game | F | Forward |
| FO+ | Face-offs won | FO+/- | Face-offs net |
| GDF | Goal difference | Gen | Gender |
| GP | Games played | L | Losses |
| No. | Jersey number | OT | Overtime |
| P | Points | PIM | Penalties in minutes |
| PPG | Power play goals | PTS | Points |
| SOG | Shots on goal | SVS | Saves |
| W | Wins | +/- | Plus/minus net |
| | | D | Defence |
| | | FO- | Face-offs lost |
| | | G | Goals |
| | | GF | Goals for |
| | | M | Male |
| | | OTL | Overtime losses |
| | | Pos. | Position |
| | | R | Rank |
| | | TPP | Time on power play |
| | | +A | Assistant captain |
| | | EQ | Equal strength |
| | | FO% | Face-offs won as percentage |
| | | GA | Goals against |
| | | GK | Goalkeeper |
| | | MIP | Minutes in play (GK) |
| | | OTW | Overtime wins |
| | | PP1 | Power play - 1 player |
| | | SHG | Shorthanded goals |
| | | TS | Total shots |



Game Roster

FIN - CHN

Referee

LUTCHKE Owe (NOR)

Goalkeepers

Team: FIN

| No. | Name | Gen | GP | MIP | GA | SVS | SOG | SVS% | GAA |
|-----|------------|-----|----|-------|----|-----|-----|-------|------|
| 35 | KARKO Timo | M | 1 | 45:00 | 1 | 3 | 4 | 75.00 | 1.00 |

Team Roster

Team: FIN (blue)

| No. | Pos. | Name | Gen | GP | G | A | PTS | PIM | +/- |
|-----|------|-------------------|-----|----|---|---|-----|-----|-----|
| 6 | F | VESIKANSA Markku | M | 1 | 0 | 0 | 0 | 0 | +1 |
| 8 | D | ROPONEN Jani | M | 1 | 0 | 1 | 1 | 2 | +4 |
| 12 | D | PAKARINEN Lasse | M | 1 | 0 | 0 | 0 | 0 | +2 |
| 13 | F | HIRVELA Markku | M | 1 | 1 | 1 | 2 | 0 | +4 |
| 16 | F | ALESTALO Aki | M | 1 | 1 | 1 | 2 | 0 | +4 |
| 17 | F | KANGASTIE Harri | M | 1 | 4 | 1 | 5 | 0 | +5 |
| 19 | F | OUTINEN Lauri | M | 1 | 0 | 0 | 0 | 0 | 0 |
| 20 | D | JOENSUU Seppo | M | 1 | 0 | 1 | 1 | 0 | +4 |
| 25 | D | HIMANEN Juhamatti | M | 1 | 0 | 0 | 0 | 0 | 0 |
| 26 | F | ROVIO Eemi | M | 1 | 0 | 0 | 0 | 0 | 0 |
| 27 | F | OJALA Samuel | M | 1 | 0 | 0 | 0 | 0 | 0 |
| 35 | GK | KARKO Timo | M | 1 | 0 | 0 | 0 | 0 | 0 |
| 71 | D | KONOLA Jyrki | M | 1 | 0 | 1 | 1 | 0 | +1 |

Head Coach: KANGAS Antti

Linesmen

LONNQVIST Tom (FIN) , NIITTYLA Lari (FIN)

Team: CHN

| No. | Name | Gen | GP | MIP | GA | SVS | SOG | SVS% | GAA |
|-----|-------------|-----|----|-------|----|-----|-----|------|------|
| 1 | WANG Wei | M | 1 | 45:00 | 0 | 0 | 0 | 0.00 | 0.00 |
| 20 | JI Yan Zhao | M | 1 | 00:00 | 0 | 0 | 0 | 0.00 | 0.00 |

Team: CHN (yellow)

| No. | Pos. | Name | Gen | GP | G | A | PTS | PIM | +/- |
|-----|------|----------------|-----|----|---|---|-----|-----|-----|
| 1 | GK | WANG Wei | M | 1 | 0 | 0 | 0 | 0 | 0 |
| 5 | F | BAI Xue Song | M | 1 | 5 | 4 | 9 | 0 | +16 |
| 7 | D | XU Jin Qiang | M | 1 | 2 | 4 | 6 | 0 | +22 |
| 8 | F | WANG Zhi Dong | M | 1 | 5 | 5 | 10 | 0 | +12 |
| 10 | D | LI Zhen Yang | M | 1 | 3 | 4 | 7 | 0 | +22 |
| 12 | F | CHE Hang | M | 1 | 2 | 6 | 8 | 0 | +16 |
| 15 | F | SONG Xiao Dong | M | 1 | 4 | 4 | 8 | 0 | +10 |
| 16 | F | GUO Xi Zhu | M | 1 | 0 | 3 | 3 | 0 | +12 |
| 17 | F | SHEN Yi Feng | M | 1 | 5 | 6 | 11 | 0 | +16 |
| 18 | F | WANG Ju Jiang | M | 1 | 1 | 1 | 2 | 0 | +10 |
| 19 | F | ZHANG Zheng | M | 1 | 2 | 2 | 4 | 0 | +10 |
| 20 | GK | JI Yan Zhao | M | 1 | 0 | 0 | 0 | 0 | 0 |
| 22 | D | HU Guang Jian | M | 1 | 4 | 3 | 7 | 0 | +16 |
| 23 | F | CUI Yu Tao | M | 1 | 6 | 1 | 7 | 0 | +12 |
| 24 | D | ZHU Zhan Fu | M | 1 | 1 | 1 | 2 | 0 | +16 |

Head Coach: SHARSHUKOV Nikolay

Legend:

| | | | |
|---------------------------------|--|---------------------------------------|--------------------------|
| A Assists | D Defence | F Forward | G Goals |
| GA Goals against | GAA Goals against as average per 45 minutes | Gen Gender | GK Goalkeeper |
| GP Games played | M Male | MIP Minutes and seconds played | No. Jersey number |
| PIM Penalties in minutes | Pos. Position | PTS Points | SOG Shots on goal |
| SVS Saves | SVS% Saves in percentage | +/- Plus/minus net | |



Line-ups

FIN - CHN

Referee

LUTCHKE Owe (NOR)

Goalkeepers

Team: FIN

| No. | Name | Gen |
|-----|------------|-----|
| 35 | KARKO Timo | M |

Team Line-ups

Team: FIN (blue)

| No. | Pos. | Name | Gen |
|-----|------|--------------------|-----|
| 8 | D | ROPONEN Jani | M |
| 20 | D | JOENSUU Seppo | M |
| 13 | F | HIRVELA Markku +A | M |
| 16 | F | ALESTALO Aki | M |
| 17 | F | KANGASTIE Harri +C | M |
| 12 | D | PAKARINEN Lasse +A | M |
| 25 | D | HIMANEN Juhamatti | M |
| 71 | D | KONOLA Jyrki | M |
| 6 | F | VESIKANSA Markku | M |
| 26 | F | ROVIO Eemi | M |
| 19 | F | OUTINEN Lauri | M |
| 27 | F | OJALA Samuel | M |

Head Coach: KANGAS Antti

Linesmen

LONNQVIST Tom (FIN) , NIITTYLA Lari (FIN)

Team: CHN

| No. | Name | Gen |
|-----|-------------|-----|
| 1 | WANG Wei | M |
| 20 | JI Yan Zhao | M |

Team: CHN (yellow)

| No. | Pos. | Name | Gen |
|-----|------|-----------------|-----|
| 7 | D | XU Jin Qiang +A | M |
| 10 | D | LI Zhen Yang | M |
| 8 | F | WANG Zhi Dong | M |
| 16 | F | GUO Xi Zhu | M |
| 23 | F | CUI Yu Tao +C | M |
| 22 | D | HU Guang Jian | M |
| 24 | D | ZHU Zhan Fu | M |
| 5 | F | BAI Xue Song +A | M |
| 12 | F | CHE Hang | M |
| 17 | F | SHEN Yi Feng | M |
| 15 | F | SONG Xiao Dong | M |
| 18 | F | WANG Ju Jiang | M |
| 19 | F | ZHANG Zheng | M |

Head Coach: SHARSHUKOV Nikolay

Legend:

| | | | | | | | |
|------------|---------------|-------------|----------|------------|-------------------|-----------|---------|
| D | Defence | F | Forward | Gen | Gender | M | Male |
| No. | Jersey number | Pos. | Position | +A | Assistant captain | +C | Captain |



Graphical Line-ups

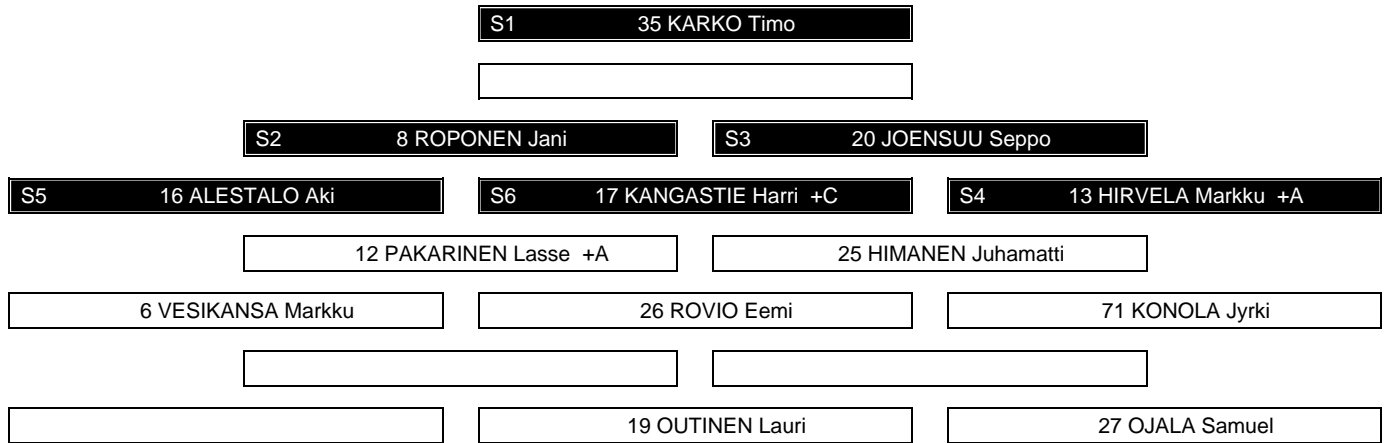
FIN - CHN

Referee
LUTCHKE Owe (NOR)

Linesmen
LONNQVIST Tom (FIN) , NIITTYLA Lari (FIN)

Team: FIN - Finland (blue)

Head Coach: KANGAS Antti



Team: CHN - China (yellow)

Head Coach: SHARSHUKOV Nikolay



| | | | |
|----------------|-------------------|-----------|-------------------|
| Legend: | | | |
| Sn | Starting position | +A | Assistant captain |
| | | +C | Captain |



Game Summary

FIN - CHN 0 - 5 (0 - 2 , 0 - 2 , 0 - 1)

| Spectators | Referee | Linesmen |
|------------|-------------------|---|
| 124 | LUTCHKE Owe (NOR) | LONNQVIST Tom (FIN) , NIITTYLA Lari (FIN) |

Team Statistics

| Period | Score | SVS | SOG | PIM | TPP | PPG | SHG |
|--------------|--------------|---------------|---------------|---------------|----------------------|--------------|--------------|
| 1 | 0 : 2 | 8 : 3 | 3 : 10 | 0 : 4 | 02:58 : 00:00 | 0 : 0 | 0 : 0 |
| 2 | 0 : 2 | 7 : 0 | 0 : 9 | 2 : 0 | 00:13 : 00:06 | 0 : 1 | 0 : 0 |
| 3 | 0 : 1 | 11 : 0 | 0 : 12 | 0 : 6 | 06:00 : 00:00 | 0 : 0 | 0 : 1 |
| Total | 0 : 5 | 26 : 3 | 3 : 31 | 2 : 10 | 09:11 : 00:06 | 0 : 1 | 0 : 1 |

1st Period

| Action | Time | ET/Res | Team | Type | No. | Name | (G) | Name of Assistant(s) / Action Description |
|-------------|--------------|--------------|------------|-----------|-----------|--------------|-----|---|
| GK | 00:00 | | FIN | | 35 | KARKO T | | - Goalkeeper in |
| GK | 00:00 | | CHN | | 20 | JI YZ | | - Goalkeeper in |
| Goal | 00:51 | 0 : 1 | CHN | EQ | 12 | CHE H | (3) | 17 SHEN YF 22 HU GJ On Ice FIN 35 8 13 16 17 20 CHN 20 5 12 17 22 24 |
| Goal | 01:40 | 0 : 2 | CHN | EQ | 12 | CHE H | (4) | 17 SHEN YF On Ice FIN 35 6 8 12 17 71 CHN 20 5 12 17 22 24 |
| Penalty | 11:00 | 13:00 | CHN | 2 min. | 5 | BAI XS | | - Interference |
| Penalty | 14:02 | 16:02 | CHN | 2 min. | 5 | BAI XS | | - Interference |

2nd Period

| Action | Time | ET/Res | Team | Type | No. | Name | (G) | Name of Assistant(s) / Action Description |
|-------------|--------------|--------------|------------|------------|-----------|---------------|-----|---|
| Penalty | 15:13 | 16:08 | FIN | 2 min. | 20 | JOENSUU S | | - Interference |
| Goal | 16:08 | 0 : 3 | CHN | PP1 | 23 | CUI YT | (7) | On Ice FIN 35 8 13 16 17 CHN 20 5 7 8 10 23 * |
| Goal | 23:32 | 0 : 4 | CHN | EQ | 16 | GUO XZ | (1) | 23 CUI YT On Ice FIN 35 12 13 16 17 20 CHN 20 8 16 22 23 24 |

3rd Period

| Action | Time | ET/Res | Team | Type | No. | Name | (G) | Name of Assistant(s) / Action Description |
|-------------|--------------|--------------|------------|------------|-----------|---------------|-----|--|
| Penalty | 34:42 | 36:42 | CHN | 2 min. | 22 | HU GJ | | - Interference |
| Penalty | 38:49 | 40:49 | CHN | 2 min. | 15 | SONG XD | | - Interference |
| Goal | 40:35 | 0 : 5 | CHN | SH1 | 16 | GUO XZ | (2) | 8 WANG ZD On Ice FIN 35 12 13 16 20 71 CHN 20 8 10 16 23 |
| Penalty | 42:09 | 44:09 | CHN | 2 min. | 18 | WANG JJ | | - Interference |
| GK | 45:00 | | FIN | | | | | 35 KARKO T - Goalkeeper out |
| GK | 45:00 | | CHN | | | | | 20 JI YZ - Goalkeeper out |

Goalkeeper Records

Team : FIN - Finland

| No. | Name | SOG | SVS | MIP |
|-----|------------|-----|-----|-------|
| 35 | KARKO Timo | 31 | 26 | 45:00 |

Team : CHN - China

| No. | Name | SOG | SVS | MIP |
|-----|-------------|-----|-----|-------|
| 20 | JI Yan Zhao | 3 | 3 | 45:00 |
| 1 | WANG Wei | | | |

Game Statistics

Team : FIN (blue)

Head Coach : KANGAS Antti

| No. | Pos. | Name | Gen | G | A | P | PIM | FO+ | FO- | FO+/- | FO% | Shots on Goal | | | | | +/- | Time on Ice | | | | | |
|-----|------|--------------------|-----|---|---|---|-----|-----|-----|-------|-------|---------------|---|---|----|----|------|-------------|------|------|------|-----|------|
| | | | | | | | | | | | | 1 | 2 | 3 | OT | TS | | 1 | 2 | 3 | OT | TOT | SHF |
| 8 | D | ROPONEN Jani | M | 0 | 0 | 0 | 0 | 0 | 0 | 0 | 0.00 | 0 | 0 | 0 | 0 | -2 | 0:00 | 0:00 | 0:00 | 0:00 | 0:00 | 0 | 0:00 |
| 13 | F | HIRVELA Markku +A | M | 0 | 0 | 0 | 0 | 0 | 0 | 0 | 0.00 | 1 | 0 | 0 | 1 | -3 | 0:00 | 0:00 | 0:00 | 0:00 | 0:00 | 0 | 0:00 |
| 16 | F | ALESTALO Aki | M | 0 | 0 | 0 | 0 | 0 | 0 | 0 | 0.00 | 1 | 0 | 0 | 1 | -3 | 0:00 | 0:00 | 0:00 | 0:00 | 0:00 | 0 | 0:00 |
| 17 | F | KANGASTIE Harri +C | M | 0 | 0 | 0 | 0 | 24 | 15 | 9 | 61.54 | 0 | 0 | 0 | 0 | -3 | 0:00 | 0:00 | 0:00 | 0:00 | 0:00 | 0 | 0:00 |
| 20 | D | JOENSUU Seppo | M | 0 | 0 | 0 | 2 | 1 | 2 | -1 | 33.33 | 0 | 0 | 0 | 0 | -3 | 0:00 | 0:00 | 0:00 | 0:00 | 0:00 | 0 | 0:00 |
| 6 | F | VESIKANSA Markku | M | 0 | 0 | 0 | 0 | 0 | 3 | -3 | 0.00 | 1 | 0 | 0 | 1 | -1 | 0:00 | 0:00 | 0:00 | 0:00 | 0:00 | 0 | 0:00 |
| 12 | D | PAKARINEN Lasse +A | M | 0 | 0 | 0 | 0 | 0 | 0 | 0 | 0.00 | 0 | 0 | 0 | 0 | -3 | 0:00 | 0:00 | 0:00 | 0:00 | 0:00 | 0 | 0:00 |
| 25 | D | HIMANEN Juhamatti | M | 0 | 0 | 0 | 0 | 0 | 0 | 0 | 0.00 | 0 | 0 | 0 | 0 | 0 | 0:00 | 0:00 | 0:00 | 0:00 | 0:00 | 0 | 0:00 |



| Head Coach : KANGAS Antti | | | | | | | | | | | Shots on Goal | | | | | Time on Ice | | | | | | | | |
|---------------------------|------|-----------------|-----|----------|----------|----------|----------|-----------|-----------|----------|---------------|----------|----------|----------|----------|-------------|-----|------|------|------|------|------|-----|------|
| No. | Pos. | Name | Gen | G | A | P | PIM | FO+ | FO- | FO+/- | FO% | 1 | 2 | 3 | OT | TS | +/- | 1 | 2 | 3 | OT | TOT | SHF | AVG |
| 26 | F | ROVIO Eemi | M | 0 | 0 | 0 | 0 | 0 | 0 | 0 | 0.00 | 0 | 0 | 0 | 0 | 0 | 0 | 0:00 | 0:00 | 0:00 | 0:00 | 0:00 | 0 | 0:00 |
| 71 | D | KONOLA Jyrki | M | 0 | 0 | 0 | 0 | 0 | 0 | 0 | 0.00 | 0 | 0 | 0 | 0 | 0 | -2 | 0:00 | 0:00 | 0:00 | 0:00 | 0:00 | 0 | 0:00 |
| 19 | F | OUTINEN Lauri | M | 0 | 0 | 0 | 0 | 0 | 0 | 0 | 0.00 | 0 | 0 | 0 | 0 | 0 | 0 | 0:00 | 0:00 | 0:00 | 0:00 | 0:00 | 0 | 0:00 |
| 27 | F | OJALA Samuel | M | 0 | 0 | 0 | 0 | 0 | 0 | 0 | 0.00 | 0 | 0 | 0 | 0 | 0 | 0 | 0:00 | 0:00 | 0:00 | 0:00 | 0:00 | 0 | 0:00 |
| 35 | GK | KARKO Timo (BP) | M | 0 | 0 | 0 | 0 | | | | | 0 | 0 | 0 | 0 | 0 | | | | | | | | |
| Total | | | | 0 | 0 | 0 | 2 | 25 | 20 | 5 | 55.56 | 3 | 0 | 0 | 0 | 3 | | | | | | | | |

| Team : CHN (yellow) | | | | | | | | | | | Shots on Goal | | | | | Time on Ice | | | | | | | | | |
|---------------------|------|-----------------|-----|----------|----------|-----------|-----------|-----------|-----------|-----------|---------------|-----------|----------|-----------|-----------|-------------|------|------|------|------|------|------|------|------|--|
| No. | Pos. | Name | Gen | G | A | P | PIM | FO+ | FO- | FO+/- | FO% | 1 | 2 | 3 | OT | TS | +/- | 1 | 2 | 3 | OT | TOT | SHF | AVG | |
| 7 | D | XU Jin Qiang +A | M | 0 | 0 | 0 | 0 | 0 | 0 | 0 | 0.00 | 1 | 1 | 0 | 2 | 2 | 0 | 0:00 | 0:00 | 0:00 | 0:00 | 0:00 | 0 | 0:00 | |
| 8 | F | WANG Zhi Dong | M | 0 | 1 | 1 | 0 | 0 | 0 | 0 | 0.00 | 0 | 2 | 2 | 4 | 4 | +2 | 0:00 | 0:00 | 0:00 | 0:00 | 0:00 | 0 | 0:00 | |
| 10 | D | LI Zhen Yang | M | 0 | 0 | 0 | 0 | 0 | 0 | 0 | 0.00 | 2 | 0 | 1 | 3 | 3 | +1 | 0:00 | 0:00 | 0:00 | 0:00 | 0:00 | 0 | 0:00 | |
| 16 | F | GUO Xi Zhu | M | 2 | 0 | 2 | 0 | 6 | 6 | 0 | 50.00 | 0 | 1 | 2 | 3 | 3 | +2 | 0:00 | 0:00 | 0:00 | 0:00 | 0:00 | 0 | 0:00 | |
| 23 | F | CUI Yu Tao +C | M | 1 | 1 | 2 | 0 | 1 | 3 | -2 | 25.00 | 3 | 1 | 0 | 4 | 4 | +2 | 0:00 | 0:00 | 0:00 | 0:00 | 0:00 | 0 | 0:00 | |
| 5 | F | BAI Xue Song +A | M | 0 | 0 | 0 | 4 | 8 | 7 | 1 | 53.33 | 0 | 0 | 1 | 1 | 1 | +2 | 0:00 | 0:00 | 0:00 | 0:00 | 0:00 | 0 | 0:00 | |
| 12 | F | CHE Hang (BP) | M | 2 | 0 | 2 | 0 | 0 | 0 | 0 | 0.00 | 2 | 0 | 1 | 3 | 3 | +2 | 0:00 | 0:00 | 0:00 | 0:00 | 0:00 | 0 | 0:00 | |
| 17 | F | SHEN Yi Feng | M | 0 | 2 | 2 | 0 | 1 | 1 | 0 | 50.00 | 0 | 2 | 3 | 5 | 5 | +2 | 0:00 | 0:00 | 0:00 | 0:00 | 0:00 | 0 | 0:00 | |
| 22 | D | HU Guang Jian | M | 0 | 1 | 1 | 2 | 0 | 0 | 0 | 0.00 | 0 | 0 | 1 | 1 | 1 | +3 | 0:00 | 0:00 | 0:00 | 0:00 | 0:00 | 0 | 0:00 | |
| 24 | D | ZHU Zhan Fu | M | 0 | 0 | 0 | 0 | 0 | 0 | 0 | 0.00 | 0 | 0 | 0 | 0 | 0 | +3 | 0:00 | 0:00 | 0:00 | 0:00 | 0:00 | 0 | 0:00 | |
| 15 | F | SONG Xiao Dong | M | 0 | 0 | 0 | 2 | 0 | 1 | -1 | 0.00 | 1 | 1 | 0 | 2 | 2 | 0 | 0:00 | 0:00 | 0:00 | 0:00 | 0:00 | 0 | 0:00 | |
| 18 | F | WANG Ju Jiang | M | 0 | 0 | 0 | 2 | 0 | 0 | 0 | 0.00 | 0 | 1 | 0 | 1 | 1 | 0 | 0:00 | 0:00 | 0:00 | 0:00 | 0:00 | 0 | 0:00 | |
| 19 | F | ZHANG Zheng | M | 0 | 0 | 0 | 4 | 7 | -3 | 36.36 | 1 | 0 | 1 | 2 | 2 | 0 | 0:00 | 0:00 | 0:00 | 0:00 | 0:00 | 0 | 0:00 | | |
| 1 | GK | WANG Wei | M | 0 | 0 | 0 | 0 | | | | | 0 | 0 | 0 | 0 | 0 | | | | | | | | | |
| 20 | GK | JI Yan Zhao | M | 0 | 0 | 0 | 0 | | | | | 0 | 0 | 0 | 0 | 0 | | | | | | | | | |
| Total | | | | 5 | 5 | 10 | 10 | 20 | 25 | -5 | 44.44 | 10 | 9 | 12 | 31 | | | | | | | | | | |

Round Robin

| R | Team | GP | W | OTW | OTL | L | GDF | GF:GA | PTS |
|---|------|----|---|-----|-----|---|-----|--------|-----|
| 1 | CHN | 2 | 2 | 0 | 0 | 0 | +45 | 45 : 0 | 6 |
| 2 | FIN | 2 | 1 | 0 | 0 | 1 | 0 | 6 : 6 | 3 |
| 3 | AUS | 2 | 0 | 0 | 0 | 2 | -45 | 1 : 46 | 0 |

| | AUS | CHN | FIN |
|-----|-------|-------|-------|
| AUS | ***** | 0:40 | 1:6 |
| CHN | 40:0 | ***** | 5:0 |
| FIN | 6:1 | 0:5 | ***** |

| Legend: | | | |
|---------------|---------------------------------|--------------|-------------------------------|
| (G) | Goals in tournament | * | does not count for Plus/minus |
| +C | Captain | A | Assists |
| ET/Res | Penalty end time/Result of game | F | Forward |
| FO+ | Face-offs won | FO+/- | Face-offs net |
| GDF | Goal difference | Gen | Gender |
| GP | Games played | L | Losses |
| No. | Jersey number | OT | Overtime |
| P | Points | PIM | Penalties in minutes |
| PPG | Power play goals | PTS | Points |
| SHG | Shorthanded goals | SOG | Shots on goal |
| TS | Total shots | W | Wins |
| | | +/- | Plus/minus net |
| | | D | Defence |
| | | FO- | Face-offs lost |
| | | G | Goals |
| | | GF | Goals for |
| | | M | Male |
| | | OTL | Overtime losses |
| | | Pos. | Position |
| | | R | Rank |
| | | SVS | Saves |
| | | +A | Assistant captain |
| | | EQ | Equal strength |
| | | FO% | Face-offs won as percentage |
| | | GA | Goals against |
| | | GK | Goalkeeper |
| | | MIP | Minutes in play (GK) |
| | | OTW | Overtime wins |
| | | PP1 | Power play - 1 player |
| | | SH1 | Shorthanded - 1 player |
| | | TPP | Time on power play |



Team Statistics

As of THU 8 NOV 2018

Including Game #3

Scoring Efficiency

(Ranked by highest SG% / highest GP)

| R Team | GP | GF | SSG | SOG | SG% |
|--------|----|----|-----|-----|--------------|
| 1 CHN | 2 | 45 | 59 | 104 | 43.27 |
| 2 AUS | 2 | 1 | 3 | 4 | 25.00 |
| 3 FIN | 2 | 6 | 23 | 29 | 20.69 |

Power Play

(Ranked by highest PP% / highest GP)

| R Team | GP | ADV | PPGF | PP% | TPP | M:S |
|--------|----|-----|------|---------------|-------|-------|
| 1 AUS | 2 | 1 | 1 | 100.00 | 00:28 | 00:28 |
| 1 CHN | 2 | 3 | 3 | 100.00 | 00:45 | 00:15 |
| 3 FIN | 2 | 7 | 1 | 14.29 | 12:38 | 12:38 |

Penalty Killing

(Ranked by highest PK% / highest GP)

| R Team | GP | DVG | PPGA | PK% | TSH | M:S |
|--------|----|-----|------|---------------|-------|-------|
| 1 CHN | 2 | 5 | 0 | 100.00 | 09:11 | 00:00 |
| 2 AUS | 2 | 4 | 3 | 25.00 | 04:06 | 01:22 |
| 3 FIN | 2 | 2 | 2 | 0.00 | 00:34 | 00:17 |

Goalkeeping

(Ranked by highest SVS%)

| R Team | GP | GA | SVS | SOG | SVS% | GAA | SHGA | PPGA | SO | ENG |
|--------|----|----|-----|-----|---------------|-------|------|------|----|-----|
| 1 CHN | 2 | 0 | 3 | 3 | 100.00 | 0.00 | 0 | 0 | 2 | 0 |
| 2 FIN | 2 | 6 | 29 | 35 | 82.86 | 3.00 | 1 | 2 | 0 | 0 |
| 3 AUS | 2 | 46 | 53 | 99 | 53.54 | 23.00 | 0 | 3 | 0 | 0 |

Penalties

(Ranked by highest PIM)

| R Team | GP | 2 | 5 | 10 | GM | MP | PIM | PAVG |
|--------|----|---|---|----|----|----|-----------|------|
| 1 CHN | 2 | 5 | 0 | 0 | 0 | 0 | 10 | 5:00 |
| 2 AUS | 2 | 4 | 0 | 0 | 0 | 0 | 8 | 4:00 |
| 3 FIN | 2 | 2 | 0 | 0 | 0 | 0 | 4 | 2:00 |

Shorthanded Goals

(Ranked by highest NET / lowest GP)

| R Team | GP | SHGF | SHGA | NET |
|--------|----|------|------|-----------|
| 1 CHN | 2 | 1 | 0 | +1 |
| 2 AUS | 2 | 0 | 0 | 0 |
| 3 FIN | 2 | 0 | 1 | -1 |

Attendance

(Ranked by highest average attendance)

| R Team | GP | Spect | AVG |
|--------------|----------|------------|------------|
| 1 FIN | 2 | 226 | 113 |
| 2 CHN | 2 | 176 | 88 |
| 3 AUS | 2 | 154 | 77 |
| Total | 3 | 278 | 92 |

Legend:

| | | |
|--|---|---|
| 2 Two (2) minute penalties | 5 Five (5) minute penalties | 10 Ten (10) minute penalties |
| ADV Advantage (times on power play) | AVG Average | DVG Disadvantage (number of times shorthanded) |
| ENG Empty net goals | GA Goals against | GAA Goals against as average per 45 minutes |
| GF Goals for | GM Game misconducts | GP Number of games played |
| MP Match penalties | M:S Average time in min. and sec. | NET SHGF - SHGA |
| PAVG PIM in average | PIM Penalties in minutes | PK% Penalty killing percentage |
| PPGA Power play goals against | PPGF Power play goals for | PP% Power play eff. as percentage |
| R Ranking | SG% Percentage of goals from total shots | SHGA Shorthanded goals against |
| SHGF Shorthanded goals for | SO Shutouts | SOG Shots on goal |
| Spect Spectators | SSG Shots saved by goalkeeper | SVS Saves |
| SVS% SVS as percentage of total SOG | TPP Time of power play | TSH Time shorthanded in min. and sec. |



Player Statistics by Team

As of THU 8 NOV 2018

Including Game #2

AUS - Australia

Playing Statistics

| No. | Name | Gen | Pos. | GP | G | A | PTS | PIM | +/- | GWG | PPG | SHG | SOG | SG% | TM | M/G | TSh | AT/S |
|-----|------------------|-----|------|----|---|---|-----|-----|-----|-----|-----|-----|-----|-------|------|------|-----|------|
| 6 | PLAYER Xavier | M | F | 2 | 0 | 1 | 1 | 0 | -19 | 0 | 0 | 0 | 0 | 0.00 | 0:00 | 0:00 | 0 | 0:00 |
| 7 | SIEGLOFF Bill | M | D | 2 | 0 | 0 | 0 | 2 | -34 | 0 | 0 | 0 | 0 | 0.00 | 0:00 | 0:00 | 0 | 0:00 |
| 10 | LIDDICOAT Jarred | M | F | 2 | 1 | 0 | 1 | 2 | -35 | 0 | 1 | 0 | 2 | 50.00 | 0:00 | 0:00 | 0 | 0:00 |
| 14 | CHIVERS Joseph | M | GK | 2 | 0 | 0 | 0 | 0 | | 0 | 0 | 0 | 0 | 0.00 | | | | |
| 53 | BELLING Darren | M | F | 2 | 0 | 0 | 0 | 0 | -15 | 0 | 0 | 0 | 0 | 0.00 | 0:00 | 0:00 | 0 | 0:00 |
| 54 | JACKSON Martin | M | D | 2 | 0 | 0 | 0 | 0 | -36 | 0 | 0 | 0 | 1 | 0.00 | 0:00 | 0:00 | 0 | 0:00 |
| 68 | COOK Geoffry | M | GK | 2 | 0 | 0 | 0 | 0 | | 0 | 0 | 0 | 0 | 0.00 | | | | |
| 72 | SAUER Jason | M | F | 2 | 0 | 0 | 0 | 2 | -37 | 0 | 0 | 0 | 1 | 0.00 | 0:00 | 0:00 | 0 | 0:00 |
| 85 | JOOS Theodore | M | F | 2 | 0 | 0 | 0 | 0 | -23 | 0 | 0 | 0 | 0 | 0.00 | 0:00 | 0:00 | 0 | 0:00 |
| 88 | MARKOVIC Zeljko | M | D | 2 | 0 | 0 | 0 | 2 | -16 | 0 | 0 | 0 | 0 | 0.00 | 0:00 | 0:00 | 0 | 0:00 |

Goalkeeping Statistics

| No. | Name | Gen | GPT | GKD | GPI | MIP | MIP% | GA | SVS | SOG | SVS% | GAA | SO | W | L |
|-----|----------------|-----|-----|-----|-----|-------|-------|----|-----|-----|-------|-------|----|---|---|
| 14 | CHIVERS Joseph | M | 2 | 2 | 2 | 75:00 | 83.33 | 32 | 40 | 72 | 55.56 | 19.20 | 0 | 0 | 1 |
| 68 | COOK Geoffry | M | 2 | 2 | 1 | 15:00 | 16.67 | 14 | 13 | 27 | 48.15 | 42.00 | 0 | 0 | 1 |

| Legend: | | |
|-------------|---|--|
| A | Assists | AT/S Average time per shift |
| F | Forward | G Goals |
| GAA | Goals against as average per 45 minutes | Gen Gender |
| GKD | Goalkeeper dressed | GP Number of games played |
| GPT | Number of games played by team | GWG Game winning goals |
| M | Male | MIP Minutes and seconds played |
| M/G | Minutes per game | No. Jersey number |
| Pos. | Position on team | PPG Power play goals |
| SG% | Percentage of goals from total shots | SHG Shorthanded goals |
| SOG | Shots on goal | SVS Saves |
| TM | Total minutes played | TSh Total shifts played |
| +/- | Plus/minus net | D Defence |
| | | GA Goals against |
| | | GK Goalkeeper |
| | | GPI Games played in |
| | | L Number of games lost |
| | | MIP% MIP as percentage |
| | | PIM Penalties in minutes |
| | | PTS Points |
| | | SO Shutouts |
| | | SVS% SVS as percentage of total SOG |
| | | W Number of games won |



Player Statistics by Team

As of THU 8 NOV 2018

Including Game #3

CHN - China

Playing Statistics

| No. | Name | Gen | Pos. | GP | G | A | PTS | PIM | +/- | GWG | PPG | SHG | SOG | SG% | TM | M/G | TSh | AT/S |
|-----|----------------|-----|------|----|---|---|-----|-----|-----|-----|-----|-----|-----|-------|------|------|-----|------|
| 1 | WANG Wei | M | GK | 2 | 0 | 0 | 0 | 0 | | 0 | 0 | 0 | 0 | 0.00 | | | | |
| 5 | BAI Xue Song | M | F | 2 | 5 | 4 | 9 | 4 | +18 | 0 | 0 | 0 | 6 | 83.33 | 0:00 | 0:00 | 0 | 0:00 |
| 7 | XU Jin Qiang | M | D | 2 | 2 | 4 | 6 | 0 | +22 | 0 | 0 | 0 | 5 | 40.00 | 0:00 | 0:00 | 0 | 0:00 |
| 8 | WANG Zhi Dong | M | F | 2 | 5 | 6 | 11 | 0 | +14 | 0 | 1 | 0 | 15 | 33.33 | 0:00 | 0:00 | 0 | 0:00 |
| 10 | LI Zhen Yang | M | D | 2 | 3 | 4 | 7 | 0 | +23 | 0 | 1 | 0 | 13 | 23.08 | 0:00 | 0:00 | 0 | 0:00 |
| 12 | CHE Hang | M | F | 2 | 4 | 6 | 10 | 0 | +18 | 1 | 0 | 0 | 6 | 66.67 | 0:00 | 0:00 | 0 | 0:00 |
| 15 | SONG Xiao Dong | M | F | 2 | 4 | 4 | 8 | 2 | +10 | 0 | 0 | 0 | 9 | 44.44 | 0:00 | 0:00 | 0 | 0:00 |
| 16 | GUO Xi Zhu | M | F | 2 | 2 | 3 | 5 | 0 | +14 | 0 | 0 | 1 | 4 | 50.00 | 0:00 | 0:00 | 0 | 0:00 |
| 17 | SHEN Yi Feng | M | F | 2 | 5 | 8 | 13 | 0 | +18 | 0 | 0 | 0 | 13 | 38.46 | 0:00 | 0:00 | 0 | 0:00 |
| 18 | WANG Ju Jiang | M | F | 2 | 1 | 1 | 2 | 2 | +10 | 0 | 0 | 0 | 6 | 16.67 | 0:00 | 0:00 | 0 | 0:00 |
| 19 | ZHANG Zheng | M | F | 2 | 2 | 2 | 4 | 0 | +10 | 0 | 0 | 0 | 6 | 33.33 | 0:00 | 0:00 | 0 | 0:00 |
| 20 | JI Yan Zhao | M | GK | 2 | 0 | 0 | 0 | 0 | | 0 | 0 | 0 | 0 | 0.00 | | | | |
| 22 | HU Guang Jian | M | D | 2 | 4 | 4 | 8 | 2 | +19 | 0 | 0 | 0 | 7 | 57.14 | 0:00 | 0:00 | 0 | 0:00 |
| 23 | CUI Yu Tao | M | F | 2 | 7 | 2 | 9 | 0 | +14 | 1 | 1 | 0 | 11 | 63.64 | 0:00 | 0:00 | 0 | 0:00 |
| 24 | ZHU Zhan Fu | M | D | 2 | 1 | 1 | 2 | 0 | +19 | 0 | 0 | 0 | 3 | 33.33 | 0:00 | 0:00 | 0 | 0:00 |

Goalkeeping Statistics

| No. | Name | Gen | GPT | GKD | GPI | MIP | MIP% | GA | SVS | SOG | SVS% | GAA | SO | W | L |
|-----|-------------|-----|-----|-----|-----|-------|-------|----|-----|-----|--------|------|----|---|---|
| 1 | WANG Wei | M | 2 | 2 | 1 | 45:00 | 50.00 | 0 | 0 | 0 | 0.00 | 0.00 | 1 | 1 | 0 |
| 20 | JI Yan Zhao | M | 2 | 2 | 1 | 45:00 | 50.00 | 0 | 3 | 3 | 100.00 | 0.00 | 1 | 1 | 0 |

| Legend: | | |
|-------------|---|--|
| A | Assists | AT/S Average time per shift |
| F | Forward | G Goals |
| GAA | Goals against as average per 45 minutes | Gen Gender |
| GKD | Goalkeeper dressed | GP Number of games played |
| GPT | Number of games played by team | GWG Game winning goals |
| M | Male | MIP Minutes and seconds played |
| M/G | Minutes per game | No. Jersey number |
| Pos. | Position on team | PPG Power play goals |
| SG% | Percentage of goals from total shots | SHG Shorthanded goals |
| SOG | Shots on goal | SVS Saves |
| TM | Total minutes played | TSh Total shifts played |
| +/- | Plus/minus net | D Defence |
| | | GA Goals against |
| | | GK Goalkeeper |
| | | GPI Games played in |
| | | L Number of games lost |
| | | MIP% MIP as percentage |
| | | PIM Penalties in minutes |
| | | PTS Points |
| | | SO Shutouts |
| | | SVS% SVS as percentage of total SOG |
| | | W Number of games won |



Player Statistics by Team

As of THU 8 NOV 2018

Including Game #3

FIN - Finland

Playing Statistics

| No. | Name | Gen | Pos. | GP | G | A | PTS | PIM | +/- | GWG | PPG | SHG | SOG | SG% | TM | M/G | TSh | AT/S |
|-----|-------------------|-----|------|----|---|---|-----|-----|-----|-----|-----|-----|-----|-------|------|------|-----|------|
| 6 | VESIKANSA Markku | M | F | 2 | 0 | 0 | 0 | 0 | 0 | 0 | 0 | 0 | 6 | 0.00 | 0:00 | 0:00 | 0 | 0:00 |
| 8 | ROPONEN Jani | M | D | 2 | 0 | 1 | 1 | 2 | +2 | 0 | 0 | 0 | 0 | 0.00 | 0:00 | 0:00 | 0 | 0:00 |
| 12 | PAKARINEN Lasse | M | D | 2 | 0 | 0 | 0 | 0 | -1 | 0 | 0 | 0 | 0 | 0.00 | 0:00 | 0:00 | 0 | 0:00 |
| 13 | HIRVELA Markku | M | F | 2 | 1 | 1 | 2 | 0 | +1 | 0 | 0 | 0 | 4 | 25.00 | 0:00 | 0:00 | 0 | 0:00 |
| 16 | ALESTALO Aki | M | F | 2 | 1 | 1 | 2 | 0 | +1 | 0 | 0 | 0 | 6 | 16.67 | 0:00 | 0:00 | 0 | 0:00 |
| 17 | KANGASTIE Harri | M | F | 2 | 4 | 1 | 5 | 0 | +2 | 1 | 1 | 0 | 9 | 44.44 | 0:00 | 0:00 | 0 | 0:00 |
| 19 | OUTINEN Lauri | M | F | 2 | 0 | 0 | 0 | 0 | 0 | 0 | 0 | 0 | 0 | 0.00 | 0:00 | 0:00 | 0 | 0:00 |
| 20 | JOENSUU Seppo | M | D | 2 | 0 | 1 | 1 | 2 | +1 | 0 | 0 | 0 | 1 | 0.00 | 0:00 | 0:00 | 0 | 0:00 |
| 25 | HIMANEN Juhamatti | M | D | 2 | 0 | 0 | 0 | 0 | 0 | 0 | 0 | 0 | 0 | 0.00 | 0:00 | 0:00 | 0 | 0:00 |
| 26 | ROVIO Eemi | M | F | 2 | 0 | 0 | 0 | 0 | 0 | 0 | 0 | 0 | 1 | 0.00 | 0:00 | 0:00 | 0 | 0:00 |
| 27 | OJALA Samuel | M | F | 2 | 0 | 0 | 0 | 0 | 0 | 0 | 0 | 0 | 1 | 0.00 | 0:00 | 0:00 | 0 | 0:00 |
| 35 | KARKO Timo | M | GK | 2 | 0 | 0 | 0 | 0 | | 0 | 0 | 0 | 0 | 0.00 | | | | |
| 71 | KONOLA Jyrki | M | D | 2 | 0 | 1 | 1 | 0 | -1 | 0 | 0 | 0 | 1 | 0.00 | 0:00 | 0:00 | 0 | 0:00 |

Goalkeeping Statistics

| No. | Name | Gen | GPT | GKD | GPI | MIP | MIP% | GA | SVS | SOG | SVS% | GAA | SO | W | L |
|-----|------------|-----|-----|-----|-----|-------|--------|----|-----|-----|-------|------|----|---|---|
| 35 | KARKO Timo | M | 2 | 2 | 2 | 90:00 | 100.00 | 6 | 29 | 35 | 82.86 | 3.00 | 0 | 1 | 1 |

| Legend: | | |
|-------------|---|--|
| A | Assists | AT/S Average time per shift |
| F | Forward | G Goals |
| GAA | Goals against as average per 45 minutes | Gen Gender |
| GKD | Goalkeeper dressed | GP Number of games played |
| GPT | Number of games played by team | GWG Game winning goals |
| M | Male | MIP Minutes and seconds played |
| M/G | Minutes per game | No. Jersey number |
| Pos. | Position on team | PPG Power play goals |
| SG% | Percentage of goals from total shots | SHG Shorthanded goals |
| SOG | Shots on goal | SVS Saves |
| TM | Total minutes played | TSh Total shifts played |
| +/- | Plus/minus net | D Defence |
| | | GA Goals against |
| | | GK Goalkeeper |
| | | GPI Games played in |
| | | L Number of games lost |
| | | MIP% MIP as percentage |
| | | PIM Penalties in minutes |
| | | PTS Points |
| | | SO Shutouts |
| | | SVS% SVS as percentage of total SOG |
| | | W Number of games won |



Goalkeepers

As of THU 8 NOV 2018

Including Game #3

(Ranked by highest SVS% / lowest GAA / highest GPI)

| Rank | Name | Gender | No. | Team | GKD | GPI | MIP | MIP% | SOG | GA | SVS | SVS% | GAA | PPGA | SHGA | SO |
|------|----------------|--------|-----|------|-----|-----|-------|--------|-----|----|-----|---------------|-------|------|------|----|
| 1 | JI Yan Zhao | M | 20 | CHN | 2 | 1 | 45:00 | 50.00 | 3 | 0 | 3 | 100.00 | 0.00 | 0 | 0 | 1 |
| 2 | KARKO Timo | M | 35 | FIN | 2 | 2 | 90:00 | 100.00 | 35 | 6 | 29 | 82.86 | 3.00 | 2 | 1 | 0 |
| 3 | CHIVERS Joseph | M | 14 | AUS | 2 | 2 | 75:00 | 83.33 | 72 | 32 | 40 | 55.56 | 19.20 | 3 | 0 | 0 |
| 4 | WANG Wei | M | 1 | CHN | 2 | 1 | 45:00 | 50.00 | 0 | 0 | 0 | 0.00 | 0.00 | 0 | 0 | 1 |

(Goalkeepers with less than 40% of their team's total minutes (MIP% less 40))

| Name | Gender | No. | Team | GKD | GPI | MIP | MIP% | SOG | GA | SVS | SVS% | GAA | PPGA | SHGA | SO |
|--------------|--------|-----|------|-----|-----|-------|-------|-----|----|-----|--------------|-------|------|------|----|
| COOK Geoffry | M | 68 | AUS | 2 | 1 | 15:00 | 16.67 | 27 | 14 | 13 | 48.15 | 42.00 | 0 | 0 | 0 |

| | | |
|----------------|---------------------------|--|
| Legend: | | |
| GA | Goals against | GAA Goals against as average per 45 minutes |
| GPI | Games played in | M Male |
| MIP% | MIP as percentage | No. Jersey number |
| SHGA | Shorthanded goals against | SO Shutouts (no GA in a game) |
| SVS | Saves | SVS% SVS as percentage of total SOG |
| | | GKD Goalkeeper dressed |
| | | MIP Minutes and seconds played |
| | | PPGA Power play goals against |
| | | SOG Shots on goal (G+SSG) |



Scoring Leaders
As of THU 8 NOV 2018
Including Game #3

(Ranked by highest PTS/ highest G/ lowest GP)

| Rank | Name | Gender | No. | Team | Pos. | GP | G | A | PTS | PIM | +/- |
|------|------------------|--------|-----|------|------|----|---|---|-----|-----|-----|
| 1 | SHEN Yi Feng | M | 17 | CHN | F | 2 | 5 | 8 | 13 | 0 | +18 |
| 2 | WANG Zhi Dong | M | 8 | CHN | F | 2 | 5 | 6 | 11 | 0 | +14 |
| 3 | CHE Hang | M | 12 | CHN | F | 2 | 4 | 6 | 10 | 0 | +18 |
| 4 | CUI Yu Tao | M | 23 | CHN | F | 2 | 7 | 2 | 9 | 0 | +14 |
| 5 | BAI Xue Song | M | 5 | CHN | F | 2 | 5 | 4 | 9 | 4 | +18 |
| 6 | HU Guang Jian | M | 22 | CHN | D | 2 | 4 | 4 | 8 | 2 | +19 |
| 6 | SONG Xiao Dong | M | 15 | CHN | F | 2 | 4 | 4 | 8 | 2 | +10 |
| 8 | LI Zhen Yang | M | 10 | CHN | D | 2 | 3 | 4 | 7 | 0 | +23 |
| 9 | XU Jin Qiang | M | 7 | CHN | D | 2 | 2 | 4 | 6 | 0 | +22 |
| 10 | KANGASTIE Harri | M | 17 | FIN | F | 2 | 4 | 1 | 5 | 0 | +2 |
| 11 | GUO Xi Zhu | M | 16 | CHN | F | 2 | 2 | 3 | 5 | 0 | +14 |
| 12 | ZHANG Zheng | M | 19 | CHN | F | 2 | 2 | 2 | 4 | 0 | +10 |
| 13 | ALESTALO Aki | M | 16 | FIN | F | 2 | 1 | 1 | 2 | 0 | +1 |
| 13 | HIRVELA Markku | M | 13 | FIN | F | 2 | 1 | 1 | 2 | 0 | +1 |
| 13 | WANG Ju Jiang | M | 18 | CHN | F | 2 | 1 | 1 | 2 | 2 | +10 |
| 13 | ZHU Zhan Fu | M | 24 | CHN | D | 2 | 1 | 1 | 2 | 0 | +19 |
| 17 | LIDDICOAT Jarred | M | 10 | AUS | F | 2 | 1 | 0 | 1 | 2 | -35 |
| 18 | JOENSUU Seppo | M | 20 | FIN | D | 2 | 0 | 1 | 1 | 2 | +1 |
| 18 | KONOLA Jyrki | M | 71 | FIN | D | 2 | 0 | 1 | 1 | 0 | -1 |
| 18 | PLAYER Xavier | M | 6 | AUS | F | 2 | 0 | 1 | 1 | 0 | -19 |
| 18 | ROPONEN Jani | M | 8 | FIN | D | 2 | 0 | 1 | 1 | 2 | +2 |

| Legend: | | | | | |
|------------|---------------|------------|------------------------|-------------|----------|
| A | Assists | D | Defence | F | Forward |
| G | Goals | GP | Number of games played | M | Male |
| No. | Jersey number | PIM | Penalties in minutes | Pos. | Position |
| PTS | Points | +/- | Plus/minus net | | |



Goal Scoring Leaders

As of THU 8 NOV 2018

Including Game #3

(Ranked by highest G/ lowest GP)

| Rank | Name | Gender | No. | Team | Pos. | GP | G | S | SG% | PPG | SHG | +/- |
|------|------------------|--------|-----|------|------|----|---|----|-------|-----|-----|-----|
| 1 | CUI Yu Tao | M | 23 | CHN | F | 2 | 7 | 11 | 63.64 | 1 | 0 | +14 |
| 2 | BAI Xue Song | M | 5 | CHN | F | 2 | 5 | 6 | 83.33 | 0 | 0 | +18 |
| 2 | SHEN Yi Feng | M | 17 | CHN | F | 2 | 5 | 13 | 38.46 | 0 | 0 | +18 |
| 2 | WANG Zhi Dong | M | 8 | CHN | F | 2 | 5 | 15 | 33.33 | 1 | 0 | +14 |
| 5 | CHE Hang | M | 12 | CHN | F | 2 | 4 | 6 | 66.67 | 0 | 0 | +18 |
| 5 | HU Guang Jian | M | 22 | CHN | D | 2 | 4 | 7 | 57.14 | 0 | 0 | +19 |
| 5 | KANGASTIE Harri | M | 17 | FIN | F | 2 | 4 | 9 | 44.44 | 1 | 0 | +2 |
| 5 | SONG Xiao Dong | M | 15 | CHN | F | 2 | 4 | 9 | 44.44 | 0 | 0 | +10 |
| 9 | LI Zhen Yang | M | 10 | CHN | D | 2 | 3 | 13 | 23.08 | 1 | 0 | +23 |
| 10 | GUO Xi Zhu | M | 16 | CHN | F | 2 | 2 | 4 | 50.00 | 0 | 1 | +14 |
| 10 | XU Jin Qiang | M | 7 | CHN | D | 2 | 2 | 5 | 40.00 | 0 | 0 | +22 |
| 10 | ZHANG Zheng | M | 19 | CHN | F | 2 | 2 | 6 | 33.33 | 0 | 0 | +10 |
| 13 | ALESTALO Aki | M | 16 | FIN | F | 2 | 1 | 6 | 16.67 | 0 | 0 | +1 |
| 13 | HIRVELA Markku | M | 13 | FIN | F | 2 | 1 | 4 | 25.00 | 0 | 0 | +1 |
| 13 | LIDDICOAT Jarred | M | 10 | AUS | F | 2 | 1 | 2 | 50.00 | 1 | 0 | -35 |
| 13 | WANG Ju Jiang | M | 18 | CHN | F | 2 | 1 | 6 | 16.67 | 0 | 0 | +10 |
| 13 | ZHU Zhan Fu | M | 24 | CHN | D | 2 | 1 | 3 | 33.33 | 0 | 0 | +19 |

Legend:

| | | | |
|------------------|---|------------------------------|----------------------------------|
| D Defence | F Forward | G Goals | GP Number of games played |
| M Male | No. Jersey number | Pos. Position | PPG Power play goals |
| S Shots | SG% Percentage of goals from total shots | SHG Shorthanded goals | +/- Plus/minus net |



Assist Leaders
As of THU 8 NOV 2018
Including Game #3

(Ranked by highest A/ lowest GP)

| Rank | Name | Gender | No. | Team | Pos. | GP | A | +/- |
|------|-----------------|--------|-----|------|------|----|---|-----|
| 1 | SHEN Yi Feng | M | 17 | CHN | F | 2 | 8 | +18 |
| 2 | CHE Hang | M | 12 | CHN | F | 2 | 6 | +18 |
| 2 | WANG Zhi Dong | M | 8 | CHN | F | 2 | 6 | +14 |
| 4 | BAI Xue Song | M | 5 | CHN | F | 2 | 4 | +18 |
| 4 | HU Guang Jian | M | 22 | CHN | D | 2 | 4 | +19 |
| 4 | LI Zhen Yang | M | 10 | CHN | D | 2 | 4 | +23 |
| 4 | SONG Xiao Dong | M | 15 | CHN | F | 2 | 4 | +10 |
| 4 | XU Jin Qiang | M | 7 | CHN | D | 2 | 4 | +22 |
| 9 | GUO Xi Zhu | M | 16 | CHN | F | 2 | 3 | +14 |
| 10 | CUI Yu Tao | M | 23 | CHN | F | 2 | 2 | +14 |
| 10 | ZHANG Zheng | M | 19 | CHN | F | 2 | 2 | +10 |
| 12 | ALESTALO Aki | M | 16 | FIN | F | 2 | 1 | +1 |
| 12 | HIRVELA Markku | M | 13 | FIN | F | 2 | 1 | +1 |
| 12 | JOENSUU Seppo | M | 20 | FIN | D | 2 | 1 | +1 |
| 12 | KANGASTIE Harri | M | 17 | FIN | F | 2 | 1 | +2 |
| 12 | KONOLA Jyrki | M | 71 | FIN | D | 2 | 1 | -1 |
| 12 | PLAYER Xavier | M | 6 | AUS | F | 2 | 1 | -19 |
| 12 | ROPONEN Jani | M | 8 | FIN | D | 2 | 1 | +2 |
| 12 | WANG Ju Jiang | M | 18 | CHN | F | 2 | 1 | +10 |
| 12 | ZHU Zhan Fu | M | 24 | CHN | D | 2 | 1 | +19 |

Legend:

| | | | | | | | |
|----------|---------|------------|---------------|-------------|----------|------------|------------------------|
| A | Assists | D | Defence | F | Forward | GP | Number of games played |
| M | Male | No. | Jersey number | Pos. | Position | +/- | Plus/minus net |

**Defencemen Scoring Leaders**

As of THU 8 NOV 2018

Including Game #3

(Ranked by highest PTS / highest G / lowest GP)

| Rank | Name | Gender | No. | Team | GP | G | A | PTS | PIM | +/- |
|------|---------------|--------|-----|------|----|---|---|----------|-----|-----|
| 1 | HU Guang Jian | M | 22 | CHN | 2 | 4 | 4 | 8 | 2 | +19 |
| 2 | LI Zhen Yang | M | 10 | CHN | 2 | 3 | 4 | 7 | 0 | +23 |
| 3 | XU Jin Qiang | M | 7 | CHN | 2 | 2 | 4 | 6 | 0 | +22 |
| 4 | ZHU Zhan Fu | M | 24 | CHN | 2 | 1 | 1 | 2 | 0 | +19 |
| 5 | JOENSUU Seppo | M | 20 | FIN | 2 | 0 | 1 | 1 | 2 | +1 |
| 5 | KONOLA Jyrki | M | 71 | FIN | 2 | 0 | 1 | 1 | 0 | -1 |
| 5 | ROPONEN Jani | M | 8 | FIN | 2 | 0 | 1 | 1 | 2 | +2 |

Legend:

| | | | | | |
|------------|---------|------------|----------------|------------|------------------------|
| A | Assists | G | Goals | GP | Number of games played |
| M | Male | No. | Jersey number | PIM | Penalties in minutes |
| PTS | Points | +/- | Plus/minus net | | |



Face-off Leaders
As of THU 8 NOV 2018
Including Game #3

(Ranked by highest FO%)

| Rank | Name | Gender | No. | Team | Pos. | GP | FO+ | FO- | FO+/- | FO% |
|------|------------------|--------|-----|------|------|----|-----|-----|-------|--------------|
| 1 | BAI Xue Song | M | 5 | CHN | F | 2 | 25 | 13 | 12 | 65.79 |
| 2 | KANGASTIE Harri | M | 17 | FIN | F | 2 | 37 | 23 | 14 | 61.67 |
| 3 | GUO Xi Zhu | M | 16 | CHN | F | 2 | 21 | 16 | 5 | 56.76 |
| 4 | ZHANG Zheng | M | 19 | CHN | F | 2 | 14 | 14 | 0 | 50.00 |
| 5 | LIDDICOAT Jarred | M | 10 | AUS | F | 2 | 39 | 48 | -9 | 44.83 |
| 6 | ROVIO Eemi | M | 26 | FIN | F | 2 | 4 | 6 | -2 | 40.00 |
| 7 | PLAYER Xavier | M | 6 | AUS | F | 2 | 2 | 10 | -8 | 16.67 |

Note:
Average of four face-offs per game played required for ranking.

| Legend: | | | | | |
|----------------|---------------|------------|-----------------------------|-------------|------------------------|
| F | Forward | FO+ | Face-offs won | FO- | Face-offs lost |
| FO+/- | Face-offs net | FO% | Face-offs won as percentage | GP | Number of games played |
| M | Male | No. | Jersey number | Pos. | Position |



Plus-Minus Leaders

As of THU 8 NOV 2018

Including Game #3

(Ranked by highest +/- / highest + /lowest GP)

| Rank | Name | Gender | No. | Team | Pos. | GP | + | - | +/- |
|------|------------------|--------|-----|------|------|----|----|----|------------|
| 1 | LI Zhen Yang | M | 10 | CHN | D | 2 | 23 | 0 | +23 |
| 2 | XU Jin Qiang | M | 7 | CHN | D | 2 | 22 | 0 | +22 |
| 3 | HU Guang Jian | M | 22 | CHN | D | 2 | 19 | 0 | +19 |
| 3 | ZHU Zhan Fu | M | 24 | CHN | D | 2 | 19 | 0 | +19 |
| 5 | BAI Xue Song | M | 5 | CHN | F | 2 | 18 | 0 | +18 |
| 5 | CHE Hang | M | 12 | CHN | F | 2 | 18 | 0 | +18 |
| 5 | SHEN Yi Feng | M | 17 | CHN | F | 2 | 18 | 0 | +18 |
| 8 | CUI Yu Tao | M | 23 | CHN | F | 2 | 14 | 0 | +14 |
| 8 | GUO Xi Zhu | M | 16 | CHN | F | 2 | 14 | 0 | +14 |
| 8 | WANG Zhi Dong | M | 8 | CHN | F | 2 | 14 | 0 | +14 |
| 11 | SONG Xiao Dong | M | 15 | CHN | F | 2 | 10 | 0 | +10 |
| 11 | WANG Ju Jiang | M | 18 | CHN | F | 2 | 10 | 0 | +10 |
| 11 | ZHANG Zheng | M | 19 | CHN | F | 2 | 10 | 0 | +10 |
| 14 | KANGASTIE Harri | M | 17 | FIN | F | 2 | 5 | 3 | +2 |
| 15 | ROPONEN Jani | M | 8 | FIN | D | 2 | 4 | 2 | +2 |
| 16 | ALESTALO Aki | M | 16 | FIN | F | 2 | 4 | 3 | +1 |
| 16 | HIRVELA Markku | M | 13 | FIN | F | 2 | 4 | 3 | +1 |
| 16 | JOENSUU Seppo | M | 20 | FIN | D | 2 | 4 | 3 | +1 |
| 19 | VESIKANSA Markku | M | 6 | FIN | F | 2 | 1 | 1 | 0 |
| 20 | PAKARINEN Lasse | M | 12 | FIN | D | 2 | 2 | 3 | -1 |
| 21 | KONOLA Jyrki | M | 71 | FIN | D | 2 | 1 | 2 | -1 |
| 22 | BELLING Darren | M | 53 | AUS | F | 2 | 0 | 15 | -15 |
| 23 | MARKOVIC Zeljko | M | 88 | AUS | D | 2 | 0 | 16 | -16 |
| 24 | PLAYER Xavier | M | 6 | AUS | F | 2 | 0 | 19 | -19 |
| 25 | JOOS Theodore | M | 85 | AUS | F | 2 | 0 | 23 | -23 |
| 26 | SIEGLOFF Bill | M | 7 | AUS | D | 2 | 0 | 34 | -34 |
| 27 | LIDDICOAT Jarred | M | 10 | AUS | F | 2 | 0 | 35 | -35 |
| 28 | JACKSON Martin | M | 54 | AUS | D | 2 | 0 | 36 | -36 |
| 29 | SAUER Jason | M | 72 | AUS | F | 2 | 0 | 37 | -37 |

Legend:

| | | | | | | | |
|------------|----------------|-------------|----------|-----------|------------------------|----------|------------------------|
| D | Defence | F | Forward | GP | Number of games played | M | Male |
| No. | Jersey number | Pos. | Position | + | Positive participation | - | Negative participation |
| +/- | Plus/minus net | | | | | | |



Most Penalised Players

As of THU 8 NOV 2018

Including Game #3

(Ranked by highest PIM / lowest GP)

| Rank | Name | Gender | No. | Team | Pos. | GP | PIM | 2 | 5 | 10 | GM | MP | PAVG |
|------|------------------|--------|-----|------|------|----|-----|---|---|----|----|----|------|
| 1 | BAI Xue Song | M | 5 | CHN | F | 2 | 4 | 2 | 0 | 0 | 0 | 0 | 2:00 |
| 2 | HU Guang Jian | M | 22 | CHN | D | 2 | 2 | 1 | 0 | 0 | 0 | 0 | 1:00 |
| 2 | JOENSUU Seppo | M | 20 | FIN | D | 2 | 2 | 1 | 0 | 0 | 0 | 0 | 1:00 |
| 2 | LIDDICOAT Jarred | M | 10 | AUS | F | 2 | 2 | 1 | 0 | 0 | 0 | 0 | 1:00 |
| 2 | MARKOVIC Zeljko | M | 88 | AUS | D | 2 | 2 | 1 | 0 | 0 | 0 | 0 | 1:00 |
| 2 | ROPONEN Jani | M | 8 | FIN | D | 2 | 2 | 1 | 0 | 0 | 0 | 0 | 1:00 |
| 2 | SAUER Jason | M | 72 | AUS | F | 2 | 2 | 1 | 0 | 0 | 0 | 0 | 1:00 |
| 2 | SIEGLOFF Bill | M | 7 | AUS | D | 2 | 2 | 1 | 0 | 0 | 0 | 0 | 1:00 |
| 2 | SONG Xiao Dong | M | 15 | CHN | F | 2 | 2 | 1 | 0 | 0 | 0 | 0 | 1:00 |
| 2 | WANG Ju Jiang | M | 18 | CHN | F | 2 | 2 | 1 | 0 | 0 | 0 | 0 | 1:00 |

Legend:

| | | | | | |
|-------------|--------------------------|-------------|---------------------------|------------|---------------------------|
| 2 | Two (2) minute penalties | 5 | Five (5) minute penalties | 10 | Ten (10) minute penalties |
| D | Defence | F | Forward | GM | Game misconducts |
| GP | Games played | M | Male | MP | Match penalties |
| No. | Jersey number | PAVG | PIM (average) per game | PIM | Penalties in minutes |
| Pos. | Position | | | | |



Best Players Selected by the Directorate

| Award | Number | Name | Gender | Team |
|-----------------|--------|---------------|--------|-----------------|
| Best Goalkeeper | 35 | KARKO Timo | M | FIN - Finland |
| Best Defenceman | 7 | SIEGLOFF Bill | M | AUS - Australia |
| Best Forward | 17 | SHEN Yi Feng | M | CHN - China |

Legend:
M Male



Best Player of the Game selected by the Team

As of THU 8 NOV 2018

| Game No. | Home | Guest | Best Players | Best Players |
|----------|------|-------|---------------------------|---------------------------|
| 1 | AUS | FIN | AUS: 10. LIDDICOAT Jarred | FIN: 17. KANGASTIE Harri |
| 2 | CHN | AUS | CHN: 17. SHEN Yi Feng | AUS: 10. LIDDICOAT Jarred |
| 3 | FIN | CHN | FIN: 35. KARKO Timo | CHN: 12. CHE Hang |



Best Players Selected by the Directorate

| Award | Number | Name | Gender | Team |
|-----------------|--------|------------------|--------|-----------------|
| Best Goalkeeper | 35 | KARKO Timo | M | FIN - Finland |
| Best Defenceman | 7 | SIEGLOFF Bill | M | AUS - Australia |
| Best Forward | 17 | SHEN Yi Feng | M | CHN - China |
| MVP | 10 | LIDDICOAT Jarred | M | AUS - Australia |

Legend:
M Male